

A Green Approach to Safe Domestic Drinking Water Supply by Using Solar Geysers

Davarkhah Rabbani^{1,2}, Amir Hossein Mahvi^{3,4}, Maryam Shaterian⁵, Reyhaneh Hesamifard¹,
Mohammad Rezvani Ghalhari³, Morteza Kabiri¹, Gholamreza Mostafai^{1,2,*}

¹ Social Determinants of Health (SDH) Research Center, Kashan University of Medical Sciences, Kashan, Iran.

² Department of Environmental Health Engineering, School of Health, Kashan University of Medical Sciences, Kashan, Iran.

³ Department of Environmental Health Engineering, School of Public Health, Tehran University of Medical Sciences, Tehran, Iran.

⁴ Center for Solid Waste Research, Institute for Environmental Research, Tehran University of Medical Sciences, Tehran, Iran.

⁵ Department of Chemistry, Faculty of Science, University of Zanjan, Zanjan, Iran.

ARTICLE INFO

ORIGINAL ARTICLE

Article History:

Received: 08 November 2021

Accepted: 20 January 2022

*Corresponding Author:

Gholamreza Mostafai

Email:

mostafai_gr@kaums.ac.ir

Tel:

+989131622128

Keywords:

Drinking Water,
Water Disinfection,
Solar Energy,
Photovoltaic Cell.

ABSTRACT

Introduction: Accessibility to safe drinking water is an important human health issue, so water reuse and water resources management are critical in arid parts of developing regions. This study aimed to investigate the use of a combined simple designed solar geyser/photocell for drinking water disinfection.

Materials and Methods: In this study, a solar geyser with a simple design was combined with a solar cell and its efficiency on the disinfection of contaminated water was investigated. This study was carried out with artificially polluted tap water by a solar geyser joined with a solar photovoltaic cell. The heated water (55°C) was kept for 2 hours using a solenoid valve. The pilot plant was operated and monitored for one year. The volume of the collected effluent was measured every 24 h. The most probably number (MPN) of total coliforms and fecal coliforms in 100 mL of 24-hour composed samples were measured.

Results: The mean volume of disinfected water production was calculated as 2095.74 ± 270.28 mL/day. The strongest correlation was found between disinfected water and the maximum daily ambient air temperature with a linear model ($R^2 = 0.9937$). The results showed that by increasing the sunny time, the volume of water outlet increased. Therefore, sunny time and UV radiation have direct effect on volume of disinfected water.

Conclusion: The simple designed solar geyser for drinking water disinfection was efficient and recommended for tropical areas, emergency conditions, and farms for agricultural activities.

Citation: Rabbani D, Mahvi AH, Shaterian M, et al. *A Green Approach to Safe Domestic Drinking Water Supply by Using Solar Geysers*. J Environ Health Sustain Dev. 2021; 7(1): 1536-46.

Introduction

Population growth and industrialization have caused water shortage and reduced quality of available drinking water¹. Therefore, water reuse and water resources management are critical in arid parts developing regions². There are many water reuse methods, such as adsorption³, MBR⁴, membrane^{5,6}, SBR⁷, bio reactor⁸, aerated lagoon

⁹, electro-coagulation^{10, 11}, and other biological wastewater treatment¹²⁻¹⁷, which are expensive and complex. However using simple methods using natural energy is increasing^{18, 19}. Sunlight and UV radiation is one of the low-cost water treatment procedures²⁰. Due to the limited global resources of fossil fuels and the adverse environmental effects of their increasing use, it is

essential to search for new energy sources to replace old ones²¹.

The new renewable energy is a set of energy sources, which is expected to play a significant role in providing energy worldwide in the long term²². In the meantime, the role of solar energy is more important than the other renewable energy sources²³. Fortunately, a large part of Iran is among the world's first solar radiation regions, while in Iran, the share of fossil fuels in the energy supply is about 99%, and this consumption is growing increasingly²⁴.

Today, worldwide attention is focused on the use of renewable energies¹². Solar active collectors have been widely used in several countries, such as Australia, Cyprus, and Japan; for example, 90% of Cyprus have a solar water heater²⁵. The lack of fossil fuels and the high quality of renewable energy dictate the search for more applications of this type of energy²⁶. Water is one of the most critical needs of human life after air, and without them, life is impossible for more than a few days. About 60% of a person's body weight is water, and everyone needs about 2.5 liters of safe drinking water every day²⁷. With this in mind, the importance of clean and purified drinking water for humans is clear²⁸.

According to the World Health Organization, about 1.1 billion people do not have access to safe drinking water, and about 4.2 billion do not have any facilities for purifying and providing safe drinking water²⁹. The low quality of drinking water is still a severe threat to the deprived inhabitants, with 2 million people every year dropping out due to diarrheal diseases in the world, most of them are children under the age of five³⁰.³¹. The most important reason for these deaths is living in deprived areas, poverty, and clean water shortage³².

Pathogens can be transmitted through contaminated drinking water, including bacteria, viruses, protozoa, and microbes, and cause several diseases, such as gastroenteritis, typhoid, shigellosis, cholera, polio, and amebiasis, giardiasis, toxoplasmosis, and ascariasis³³⁻³⁵.

Diarrhea is the most common illness caused by contaminated drinking water; furthermore, it causes malnutrition and increases sensitivity to other diseases in children³⁶. A safe water source, purification and disinfection system, and a proper piping system should be used to prevent water-borne diseases³⁷. There are many methods for drinking water disinfection, but the complexity of these methods, the need for high costs facilities investment, operation and maintenance, inaccessibility to energy resources are reasons which need to look for easier ways³⁸⁻⁴⁰. In the past, many Iranians used direct solar energy to purify their drinking water⁴¹. Today in rural areas of some countries, such as Brazil, some people use solar energy to disinfect their drinking water⁴². In this method, the unpurified water with turbidity below 30 NTU is poured into the bottle and exposed to sunlight⁴³. The temperature of more than 50 °C and UVC exposure to pathogenic agents for 6 hours cause water disinfection⁴⁴. Cheapness, simplicity, reducing diarrhea, and energy saving are essential advantages of this method, disadvantages of the method are low volume of treated water, inappropriate performance on cloudy days, and the effect of turbidity⁴⁵.

Furthermore, numerous studies have been done to find a suitable and inexpensive home water treatment method, especially in developed countries⁴⁶. For example, plastic bottles are used in such a way that at each serving, several bottles are filled manually and exposed to sunlight for a while, and then water is used⁴⁷. Hot box solar cooker (HBSC) system is equipped with a solenoid valve that was placed on the HBSC outlet to ensure that the sterilization temperature was set at the HBSC output. It indicates that these systems have good water sterilization performance⁴⁸. A novel combined solar pasteurizer/TiO₂ continuous-flow reactor was recently studied for decontamination and disinfection of drinking water⁴⁹. In this study, a parabolic solar collector with continuous flow under a natural forced circulation could be used, and simultaneous disinfection and decontamination of drinking water were aimed⁵⁰.

The application of solar energy in wastewater treatment for photocatalytic degradation of α -methyl styrene in ZnO presence has been studied⁵¹. Solar disinfection of drinking water has been claimed as a cost-effective household water treatment method⁵². Also, it is one of the simplest methods for providing an acceptable drinking water quality⁵³. The use of sunlight to deactivate pathogenic microorganisms in wastewater is another issue that has been considered today⁵⁴. This study was first performed in Kashan, one of the central cities in Iran with a long sunny time. Therefore, this study aimed to investigate using a combined simple designed solar geyser /photocell for drinking water disinfection.

Materials and Methods

Study Area

This study was carried out in Kashan city, located in Esfahan province, Iran, with a hot and dry climate, having 2800 hours sun time per year and more than $2100 \text{ kWhm}^{-2} \text{ year}^{-1}$ UV radiation⁵⁵. Based on the meteorological station reports, the minimum (winter) and maximum (summer) temperature in Kashan is -5°C and 51°C , respectively. Figure 1 shows the pilot installation location. Table 1 represents the annual meteorological parameters value in Kashan.

Launch of pilot

The pilot was a simple solar geyser whose schematic is shown in Figure 2.



Figure 1: Location map of the study area and the pilot installation

Table 1: Annual meteorological parameters value in Kashan

Parameters	Sunny time (hours/day)	Minimum temperature ($^\circ\text{C}$)	Maximum temperature ($^\circ\text{C}$)	UV intensity (mW/cm^2)
Mean	13.448	20.555	32.33	8.66
SD	0.242	3.244	1.224	0.5

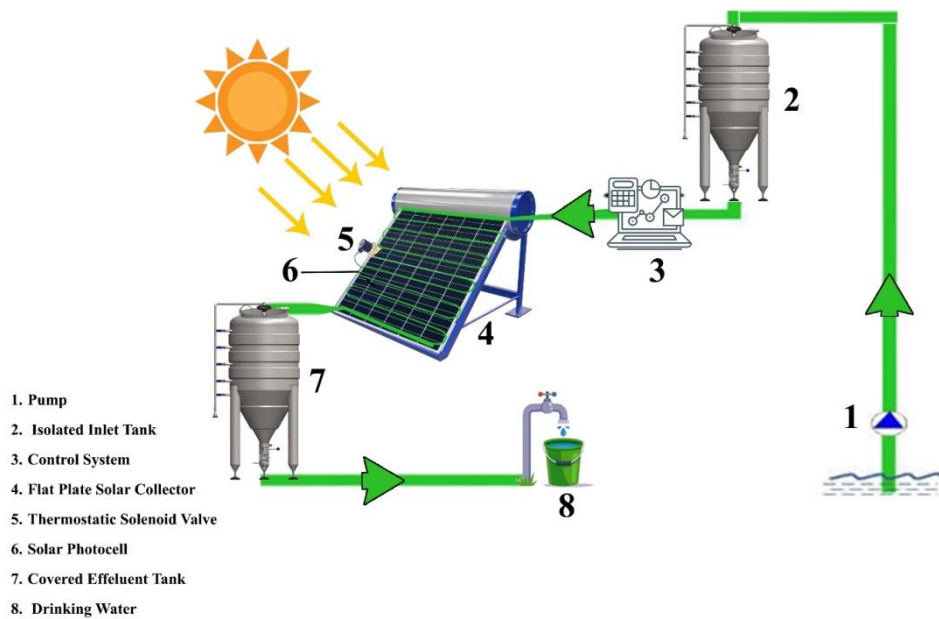


Figure 2: Schematic of the pilot

The pilot was made up of a polyethylene pipe with 10 mm in diameter and 24 m in length which was spirally fixed in an opened galvanized chamber with 0.8 m × 0.8 m dimensions. The chamber interior surface was covered by a black thermal isolating fabric, and a glass plate covered the upper open surface. Artificially contaminated water poured in a 60-liter isolated tank, was entered from the bottom of the solar geyser and discharged from the top after warming.

Operation of pilot

A 55°C thermostatic solenoid valve powered by a solar photocell was installed in the middle of the length of the spiral tube. A motorcycle battery and an electricity power rectifier were also used.

If the water temperature reached 55 °C, the valve would open and the passed water would be discharged after two hours retention time. Contaminated water was prepared by adding some effluent of secondary sedimentation tank of an activated sludge process to chlorine-free water³⁹. The volume of discharged water was measured and recorded during a 24-hour in a cubic centimeter. The most probably number (MPN) of total coliforms and fecal coliforms in 100 mL of the samples were determined according to the 21st

edition of book of Standard Methods for Examination of Water and Wastewater (method 9-22)⁵⁶. Exactly 230 composed effluent samples, as well as 230 influent samples, were analyzed. Simultaneously, the maximum and minimum air temperature and UV radiation intensity and the number of sunny hours per day were determined. The data were analyzed using descriptive statistical methods.

On the first of every week, 60 L of chlorine-free well water was purred in a tank and contaminated it by adding 6 mL of active sludge effluent. The total number of coliforms in a domestic wastewater sample ranged 10^4 - 10^{10} in 100 mL. Also, the efficiency of removing coliforms in the activated sludge system was 99-99.9%²⁴. The pilot influent was heated by solar energy; in case of increasing the temperature to 55 °C, the thermostatic solenoid valve opened and passed through the second part of the tube for two hours of hydraulic detention time at this temperature (scheme). The under-process water was discharged to a vessel, and its volume was measured every day. In parallel, two samples were taken from influent and effluent to determine the MPN of coliform bacteria every day.

A total of 460 samples of the influent and effluent of the pilot were examined. Sample

volume was calculated using the formula of qualitative sample volume and assuming a confidence level of 95% and 50% contamination, an accuracy coefficient of 0.05, and an error coefficient of 10%. The data were analyzed statistically using OriginPro2021 and excel 2013 by descriptive method. All the samples were taken in three seasons and one sample was taken each day.

Ethical Issue

This study has not included human intervention, so there is not any ethical issue.

Results

In this study, 460 samples were taken from the inlet and outlet of the pilot for 229 days during April to November. Table 2 presents the disinfection effect of the pilot-plant on MPN of total and fecal coliform bacteria. As shown in Table 2, the frequency of coliform removal in the summer is more than other season, since in the summer the temperature and sunny time was more than other time. Also, in all samples in all season the complete inactivation of bacteria was observed.

Table 2: The disinfection effect of the pilot-plant on MPN of total and fecal coliform bacteria (n = 229).

Season	Total coliform bacteria (CFU/100mL)		Fecal coliform bacteria (CFU/100mL)	
	inlet	Outlet	inlet	Outlet
Spring	980.23 ± 9.24	Zero	85.36 ± 7.52	Zero
Summer	1021.57 ± 30.18	Zero	97.89 ± 13.65	Zero
Fall	980.23 ± 9.24	Zero	85.36 ± 7.52	Zero

This study showed that in 229 days (0.63 of the year), the pilot had an outlet with acceptable quality, and in the remainder, the system could not raise the water temperature to 55 °C. Thus, the thermal valve did not open, and there was not any outlet. The results showed that the highest pure water volume of the pilot outlet was obtained in August, while the lowest was in November and it was zero at the end of November.

In the days that the pilot plant effluent was less than normal condition, the samples were collected

in a sterilized container by using combined sampling for 24 hours. The results of the volume measurement of disinfected water are given in Table 3. The maximum and minimum volume ratio of the disinfected water to its average was 1.19% and 65.4%, respectively. The study showed that designing a pilot which have area equal to 6400 cm² (80 cm × 80 cm), a simple designed solar water heater 2.1 ± 0.3 L per day disinfected water is achievable.

Table 3: The pilot-plant effluent volume (n = 229).

NO.	Volume of outlet water (mL)		
	Fall	Summer	Spring
Mean	1778.668727	2261.353712	2080.143772
SD	246.505475	150.8845316	329.2076664

The relationship between disinfected water volume and the number of sunny hours is shown in Figure 3. As shown in Figure 3, by increasing the sunny time the volume of water outlet increased. Sunny time and UV radiation had a direct effect on volume of disinfected water.

The strongest correlation between the disinfected water volumes with UV intensity is

shown in Figure 4 ($R^2 = 0.4714$).

The maximum correlation between disinfected discharges and the ambient air temperature was observed for maximum daily air temperature in a linear model. This correlation was stronger in comparison with average and minimum daily air temperature (Figure 5, $R^2 = 0.9937$).

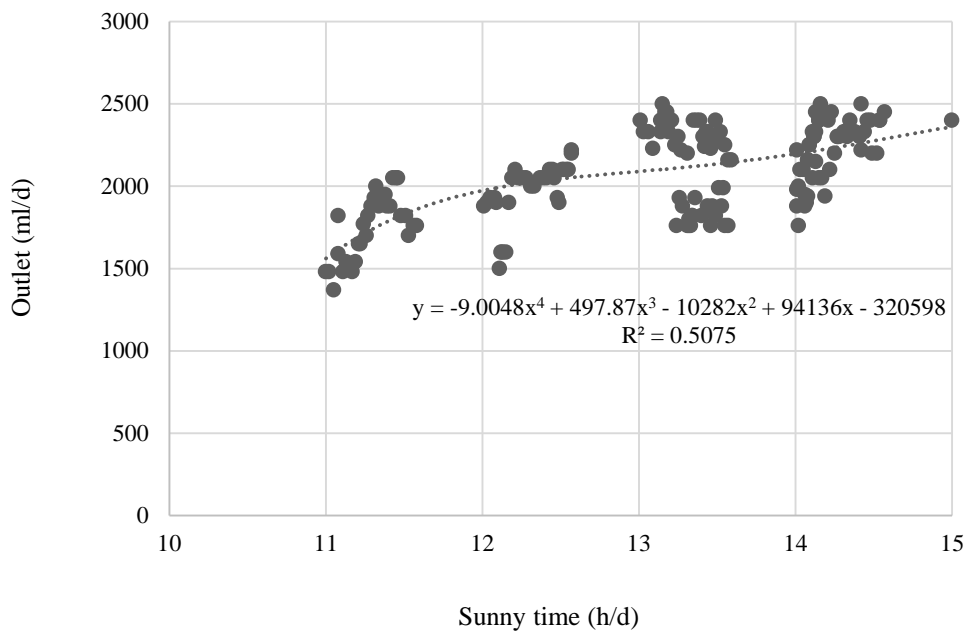


Figure 3: The volume of disinfected water vs. the number of sunny hours in the days

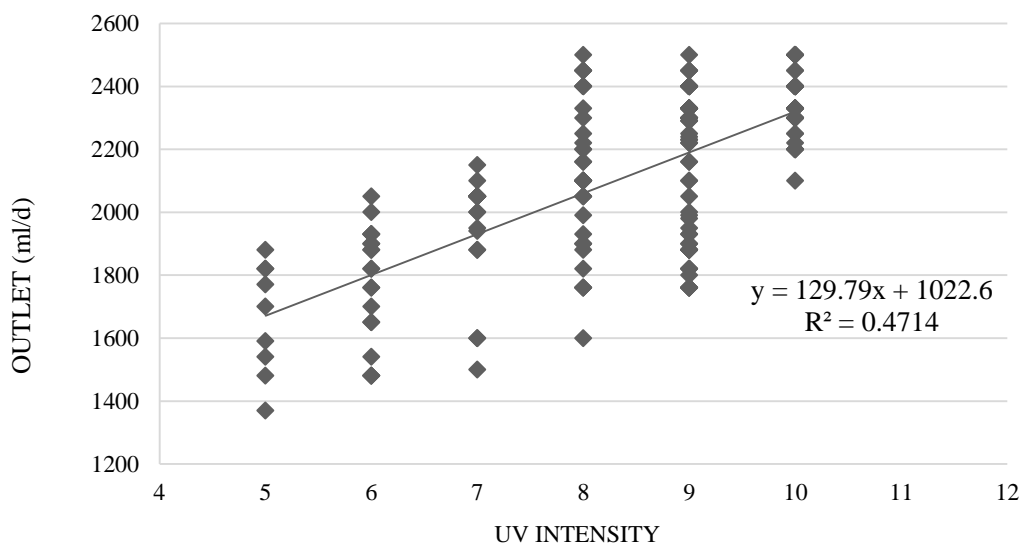


Figure 4: The disinfected volume of discharged water vs. UV radiation

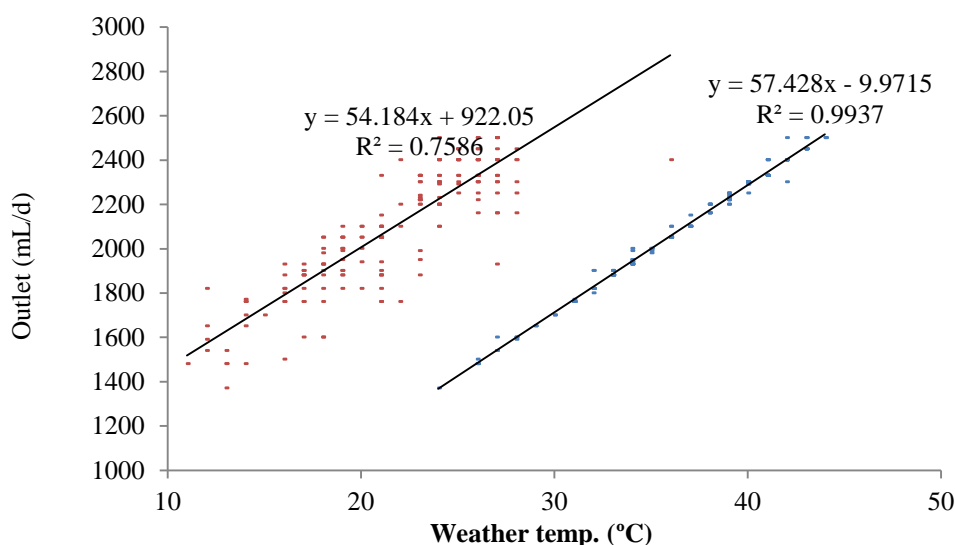


Figure 5: The volume of disinfected water vs. air temperature

Discussion

Based on the results, by increasing sunny time the water disinfection increased. Given more energy was received by the collector, more electricity energy was produced which could help the pilot to disinfect more water volume⁴⁵. Frequency of coliform removal in summer was more than other seasons, since in summer the temperature and sunny time were higher than other seasons. Moreover, Kashan is located in an arid area which is suitable for this pilot; since climatology parameters are important for these pilots. The study results are in line with the study of Ubomba et al.⁵⁷. Moreover, in all seasons the complete inactivation of bacteria was observed in all samples, since in spring, summer, and fall the sun time is adequate for power required for thermostat activity. Daily temperature can affect the fecal coliform and in warm seasons which temperature increases the MPN of total and fecal coliform bacteria decrease. This finding is compatible with the findings of Fisher et al.⁵⁸. Also results shown that the disinfected water was free of coliform and fecal-coliform bacteria, this finding is compatible with the findings of Rabbani and Hooshyar²⁴ and Sinton et al.⁵⁹. Based on the results, UV intensity had no significant effect on disinfected water volume, since the variation of UV intensity during the day is limited. It had a

constant intensity in many times, leading to a constant disinfection rate. This finding is in line with the study of Rabbani and Hooshyar²⁴.

Conclusion

The highest correlation was found between volume of disinfected discharges and the maximum daily temperature in ambient air, and the UV radiation and sunshine hours had less roles. The design and assemble of the solar collector are very simple and do not require particular expertise and need for any other energy source to provide safe water from contaminated water. The pilot simplicity means that anyone with any level of education with the least facilities can make and use this type of device. The proposed method is cost-free and straightforward and people can easily use it. Therefore, the method is suitable when there is a lack of water treatment facilities, lack of safe drinking water, and high rates of water-borne diseases, especially for people living in rural and remote areas. This device can be used in agricultural fields and orchards from April to November, which is the agricultural activities period.

Credit authorship contribution statement

Davarkhah Rabbani: Funding acquisition, conceptualization, investigation, writing, reviewing, and editing. Amir Hossein Mahvi:

Conceptualization, investigation, writing, reviewing, and editing. Maryam Shaterian: Methodology, writing the original draft. Reyhaneh Hesamifard: Data collection. Mohammad Rezvani Ghalhari: Validation, visualization, software, writing the original draft. Morteza Kabiri: Data collection. Gholamreza Mostafaii: Project administration, conceptualization, supervision validation, visualization, resources.

Acknowledgement

The authors would like to thank the Vice Chancellor for Research of Kashan University of Medical Sciences for financing this project, which was registered under number 9055.

Funding

No funding

Conflict of interest

The authors declare that they have no conflict of interest.

This is an Open-Access article distributed in accordance with the terms of the Creative Commons Attribution (CC BY 4.0) license, which permits others to distribute, remix, adapt, and build upon this work for commercial use.

References

1. Kalantary RR, Ahmadi E, Jebelli MA. Quality evaluation and stability index determination of Qom rural drinking water resources. *Journal of Health in the Field*. 2013;1(3):9-16.[In Persian]
2. Ahmadi E, Shokri B, Mesdaghinia A, et al. Synergistic effects of α -Fe₂O₃-TiO₂ and Na₂S₂O₈ on the performance of a non-thermal plasma reactor as a novel catalytic oxidation process for dimethyl phthalate degradation. *Sep Purif Technol*. 2020;250(3):117185.
3. Rahimi B, Rezaie-Rahimi N, Jafari N, et al. Experimental data on the removal of acid orange 10 dye from aqueous solutions using TiO₂/Na-Y zeolite and BiVO₄/Na-Y zeolite nanostructures: A comparison study. *Data brief*. 2021;35(1):106869.
4. Naghizadeh A, Mahvi A, Mesdaghinia A, et al. Application of MBR technology in municipal wastewater treatment. *Arab J Sci Eng*. 2011;36(1):3-10.
5. Derakhshan Z, Mahvi AH, Ehrampoush MH, et al. Evaluation of kenaf fibers as moving bed biofilm carriers in algal membrane photobioreactor. *Ecotoxicol Environ Saf*. 2018;152(1):1-7.
6. Mansoorian HJ, Mahvi AH, Jafari AJ, et al. Evaluation of dairy industry wastewater treatment and simultaneous bioelectricity generation in a catalyst-less and mediator-less membrane microbial fuel cell. *Arab J Chem*. 2016;20(1):88-100.
7. Derakhshan Z, Ehrampoush MH, Faramarzian M, et al. Waste tire chunks as a novel packing media in a fixed-bed sequence batch reactors: volumetric removal modeling. *Desalination Water Treat*. 2017;64(2):40-7.
8. Derakhshan Z, Ehrampoush MH, Mahvi AH, et al. Biodegradation of atrazine from wastewater using moving bed biofilm reactor under nitrate-reducing conditions: A kinetic study. *Journal of environmental management*. 2018;212(1):506-13.
9. Khazaei M, Nabizadeh R, Mahvi AH, et al. Nitrogen and phosphorous removal from aerated lagoon effluent using horizontal roughing filter (HRF). *Desalination Water Treat*. 2016;57(12):5425-34.
10. Gharibi H, Mahvi AH, Chehrazhi M, et al. Phosphorous removal from wastewater effluent using electro-coagulation by aluminum and iron plates. *Analytical & Bioanalytical Electrochemistry*. 2010;2(3):165-77.
11. Bazrafshan E, Mostafapour FK, Farzadkia M, et al. Slaughterhouse wastewater treatment by combined chemical coagulation and electrocoagulation process. *PLoS One*. 2012; 7(6):e40108.
12. Ahmadi E, Yousefzadeh S, Mokammel A, et al. Kinetic study and performance evaluation of an integrated two-phase fixed-film baffled bioreactor for bioenergy recovery from

- wastewater and bio-wasted sludge. *Renew Sustain Energy Rev.* 2020;121(3):109674.
13. Safari GH, Yetilmezsoy K, Mahvi AH, et al. Post-treatment of secondary wastewater treatment plant effluent using a two-stage fluidized bed bioreactor system. *J Environ Health Sci Eng.* 2013;11(1):1-9.
 14. Derakhshan Z, Ehrampoush MH, Mahvi AH, et al. Evaluation of a moving bed biofilm reactor for simultaneous atrazine, carbon and nutrients removal from aquatic environments: Modeling and optimization. *J Ind Eng Chem.* 2018;67(4):219-30.
 15. Derakhshan Z, Mahvi AH, Ghaneian MT, et al. Simultaneous removal of atrazine and organic matter from wastewater using anaerobic moving bed biofilm reactor: A performance analysis. *Journal of environmental management.* 2018;209(1):515-24.
 16. Nikoonahad A, Ghaneian MT, Mahvi AH, et al. Application of novel Modified Biological Aerated Filter (MBAF) as a promising post-treatment for water reuse: Modification in configuration and backwashing process. *Journal of environmental management.* 2017;203(1):191-9.
 17. Tabatabaei Z, Mahvi AH and Saeidi MR. Advanced wastewater treatment using two-stage sand filtration. *European Journal of Scientific Research.* 2007;17(1):48-54.
 18. da Silva Veiga PA, Schultz J, da Silva Matos TT, et al. Production of high-performance biochar using a simple and low-cost method: optimization of pyrolysis parameters and evaluation for water treatment. *J Anal Appl Pyrolysis.* 2020;148(1):104823.
 19. Bahnemann D. Photocatalytic water treatment: solar energy applications. *Solar energy.* 2004;77(5):445-59.
 20. Dessie A, Alemayehu E, Mekonen S, et al. Solar disinfection: an approach for low-cost household water treatment technology in Southwestern Ethiopia. *J Environ Health Sci Eng.* 2014;12(1):1-6.
 21. Mahvi AH. Feasibility of solar energy in disinfection of drinking water in Iran. *Am Eurasian J Agric Environ Sci.* 2007;2(4):407-10.
 22. Mahlia T, Tohno S and Tezuka T. A review on fuel economy test procedure for automobiles: Implementation possibilities in Malaysia and lessons for other countries. *Renew Sustain Energy Rev.* 2012;16(6):4029-46.
 23. McKinney ML and Schoch RM. *Environmental science: systems and solutions.* Jones & Bartlett Learning, 2003.
 24. Rabbani D and Hooshyar H. Application of flat plate solar collector for thermal disinfection of wastewater effluents. *J Environ Health Sci Eng.* 2011;8(2):121-6.
 25. Weiss W and Mauthner F. *Solar heat worldwide. Markets and contribution to the energy supply.* 2010.
 26. Abas N, Kalair A and Khan N. Review of fossil fuels and future energy technologies. *Futures.* 2015;69(1):31-49.
 27. Tiwari G and Sahota L. *Advanced solar-distillation systems: basic principles, thermal modeling, and its application.* Springer; 2017.
 28. Ghoochani M, Rastkari N, Heibati B, et al. Risk assessment of haloacetic acids in the water supply of Tehran, Iran. *Water Science and Technology: Water Supply.* 2017;17(4):958-65.
 29. Bain RE, Gundry SW, Wright JA, et al. Accounting for water quality in monitoring access to safe drinking-water as part of the Millennium Development Goals: lessons from five countries. *Bulletin of the World Health Organization.* 2012;90(3):228-35.
 30. Yongsu HBN. Suffering for water, suffering from water: access to drinking-water and associated health risks in Cameroon. *J Health Popul Nutr.* 2010;28(5):424.
 31. Organization WH. *World health statistics 2016: monitoring health for the SDGs sustainable development goals.* World Health Organization, 2016.
 32. Ayalew AM, Mekonnen WT, Abaya SW, et al. Assessment of diarrhea and its associated factors in under-five children among open defecation and open defecation-free rural settings of Dangla District, Northwest Ethiopia. *Journal of environmental and public health.* 2018;12(1):1-8.

33. Das S, Ranjana N, Misra AJ, et al. Disinfection of the water borne pathogens *Escherichia coli* and *Staphylococcus aureus* by solar photocatalysis using sonochemically synthesized reusable Ag ZnO core-shell nanoparticles. *Int J Environ Res Public Health*. 2017;14(7):747.
34. Ojha A. Nanomaterials for removal of waterborne pathogens: Opportunities and challenges. *Waterborne pathogens*. 2020;12(1):385-432.
35. Shamsollahi HR, Mahvi AH. Investigation on *Moringa oleifera* extracts function to reduce microbial load in water treatment. *Desalin Water Treat*. 2018;9(2):301-7.
36. Siddiqui FJ, Belayneh G, Bhutta ZA. Nutrition and diarrheal disease and enteric pathogens. *Nutrition and infectious diseases*. Springer, 2021;11(5):219-41.
37. Pal M, Ayele Y, Hadush M, et al. Public health hazards due to unsafe drinking water. *Air Water Borne Dis*. 2018;7(1):2-8.
38. Mahvi A, Vaezi F, Alimohamadi M, et al. Use of solar radiation in disinfection of drinking water for non-urban areas. *Journal Mil Med*. 2006;7(4):331-6.
39. Sheikhi R, Mahvi AH, Baghani AN, et al. Reducing free residual chlorine using four simple physical methods in drinking water: effect of different parameters, monitoring microbial regrowth of culturable heterotrophic bacteria, and kinetic and thermodynamic studies. *Toxin Reviews*. 2020;39(4):1-14.
40. Matin AR, Yousefzadeh S, Ahmadi E, et al. A comparative study of the disinfection efficacy of H₂O₂/ferrate and UV/H₂O₂/ferrate processes on inactivation of *Bacillus subtilis* spores by response surface methodology for modeling and optimization. *Food and chemical toxicology*. 2018;116(1):129-37.
41. Hossini H, Ahmadasab S, Amiri R, et al. Water disinfection of rural communities by solar radiation: effects of the bottle material. *International Journal of Health and Life Sciences*. 2018;4(2):1-10.
42. dos Santos NS, Marquiza LF, Calheiros CSC, et al. Diclofenac toxicity abatement in wastewater with solar disinfection: a study in the rural area of Brazil's central-west region. *Water*. 2021;13(8):1043.
43. Megersa M, Beyene A, Ambelu A, et al. Coupling extracts of plant coagulants with solar disinfection showed a complete inactivation of faecal coliforms. *CLEAN-Soil, Air, Water*. 2019;47(1):1700450.
44. Mesdaghinia A, Vaezi F, Mahvi A, et al. Improving efficiency of disinfection of water for non-contact UV system. *Iran J Public Health*. 2009;38(4):1-9.
45. Pichel N, Vivar M, Fuentes M. The problem of drinking water access: A review of disinfection technologies with an emphasis on solar treatment methods. *Chemosphere*. 2019;218(1):1014-30.
46. Omarova A, Tussupova K, Berndtsson R, et al. Protozoan parasites in drinking water: A system approach for improved water, sanitation and hygiene in developing countries. *Int J Environ Res Public Health*. 2018;15(3):495.
47. Ghalhari MR, Kalteh S, Tarazooj FA, et al. Health risk assessment of nitrate and fluoride in bottled water: a case study of Iran. *Environmental Science and Pollution Research*. 2021;28(1):1-12.
48. Malato S, Blanco J, Fernandez-Alba A, et al. Solar photocatalytic mineralization of commercial pesticides: acrinathrin. *Chemosphere*. 2000;40(4):403-9.
49. Monteagudo JM, Durán A, San Martín I, et al. A novel combined solar pasteurizer/TiO₂ continuous-flow reactor for decontamination and disinfection of drinking water. *Chemosphere*. 2017;168(1):1447-56.
50. Byrne JA, Fernandez-Ibanez PA, Dunlop PS, et al. Photocatalytic enhancement for solar disinfection of water: a review. *International Journal of Photoenergy*. 2011;2011(15):1-12.
51. Rajeev B, Yesodharan S and Yesodharan E. Application of solar energy in wastewater treatment: Photocatalytic degradation of α -methylstyrene in water in presence of ZnO.

- Journal of water process engineering. 2015;8(3):108-18.
52. Chu C, Ryberg EC, Loeb SK, et al. Water disinfection in rural areas demands unconventional solar technologies. *Acc Chem Res.* 2019;52(5):1187-95.
53. Bitew BD, Gete YK, Bikis GA, et al. The effect of SODIS water treatment intervention at the household level in reducing diarrheal incidence among children under 5 years of age: a cluster randomized controlled trial in Dabat district, northwest Ethiopia. *Trials.* 2018;19(1):1-15.
54. Bandala ER, Corona-Vasquez B, Guisar R, et al. Deactivation of highly resistant microorganisms in water using solar driven photocatalytic processes. *International Journal of Chemical Reactor Engineering.* 2009;7(1):1-14.
55. Rezvani Ghalhari M, Schönberger H, Askari Lasaki B, et al. Performance evaluation and siting index of the stabilization ponds based on environmental parameters: a case study in Iran. *J Environ Health Sci Eng.* 2021;19(2):1-20.
56. Carranzo IV. Standard Methods for examination of water and wastewater. In: *Anales De Hidrología Médica* 2012, p.185. Universidad Complutense de Madrid.
57. Ubomba-Jaswa E, Fernández-Ibáñez P, Navntoft C, et al. Investigating the microbial inactivation efficiency of a 25 L batch solar disinfection (SODIS) reactor enhanced with a compound parabolic collector (CPC) for household use. *J Chem Technol Biotechnol.* 2010;85(8):1028-37.
58. Fisher MB, Keenan CR, Nelson KL, et al. Speeding up solar disinfection (SODIS): effects of hydrogen peroxide, temperature, pH, and copper plus ascorbate on the photoinactivation of *E. coli*. *J Water Health.* 2008;6(1):35-51.
59. Sinton LW, Hall CH, Lynch PA, et al. Sunlight inactivation of fecal indicator bacteria and bacteriophages from waste stabilization pond effluent in fresh and saline waters. *Applied and environmental microbiology.* 2002;68(3):1122-31.