

Investigating the Effect of Waste Process of Halva Ardeh Production on Vermicompost Quality

Masoumeh Khatebasreh¹, Ali Asghar Ebrahimi¹, Mehdi Mokhtari^{1*}

¹ Environmental Science and Technology Research Center, Department of Environmental Health Engineering, School of Public Health, Shahid Sadoughi University of Medical Sciences, Yazd, Iran.

ARTICLE INFO

ORIGINAL ARTICLE

Article History:

Received: 12 July 2017

Accepted: 20 October 2017

*Corresponding Author:

Mehdi Mokhtari

Email:

mhimokhtari@gmail.com

Tel:

+989133559789

Keywords:

Halva Ardeh,
Quality,
Vermicompost,
Solid Waste.

ABSTRACT

Introduction: Currently, the conversion of waste from industrial processes to compost through vermicompost has been considered both in terms of health, environmental pollution, and economy. The aim of this study was to investigate the effect of waste process of Halva Ardeh production on vermicompost quality.

Materials and Methods: To determine the best combination of cow manure with Halva Ardeh processing waste according to national standard vermicompost methods; different percentages of cow manure and Halva Ardeh waste, were prepared for vermicompost during 90 days. SPSS software and ANOVA test were used to analyze the data.

Results: The results showed that during the process of vermicompost, pH initially increased in all treatments and then decreased significantly from the third week afterwards ($p \leq 0.001$). Also, the average organic carbon percentage (OC) decreased in all treatments significantly ($p = 0.02$) and the highest amount of OC was obtained in the control treatment and the lowest amount was related to 1C: 1S treatment. The trend of electrical conductivity changes in all substrates with different treatments was generally decreasing and this decrease was statistically significant ($p = 0.035$). Furthermore, the amount of carbon to nitrogen (C/N) in all treatments decreased and the average C/N in the control treatment was 56.8% and in the 1C: 1S treatment was 16.9% and this difference was statistically significant ($P = 0.023$).

Conclusion: Based on our findings, the compost quality of this study confirms to the standards of compost class A. This method can be used to convert the waste from Halva Ardeh production on vermicompost quality.

Citation: Khatebasreh M, Ebrahimi AA, Mokhtari M. *Investigating the Effect of Waste Process of Halva Ardeh Production on Vermicompost Quality*. J Environ Health Sustain Dev. 2017; 2(4): 399-406.

Introduction

Today, due to increasing population growth, industry development and lifestyle changes, municipal and industrial solid waste production is increasing^{1,2}. The major part of urban and industrial waste consists of organic materials. Recycling of these organic materials and utilizing them in various ways is considered by humans as a means of preventing damages to the environment and preserving human resources and energy³. One of

the suitable methods for recycling these materials is to turn them into organic fertilizers, because on the one hand, the waste is converted into valuable products, and on the other hand, it controls the pollutants that result from an increase in population, urbanization, and more importantly, leads to the reduction of environmental and health problems².

There are several methods for converting organic matter to compost fertilizer. One of the most important methods is vermicompost. Vermicompost

is the stabilization of organic substances as a result of the general activities of worms and microorganisms⁴ which is obtained through the continuous and slow passage of organic substances from the digestive tract of species of worms and the excretion of these substances from the worm body⁵. Vermicomposting is a mesophilic process and it has a high microbial activity due to the passage of organic matter from the stomachs of worms and the regulation of plant growth and pest deficiency⁶. The final product of vermicompost has advantages such as; increasing the soil potential for water storage, making available food such as iron for plants, and preventing fluctuations in pH during absorption of the elements by the plant due to its tampon application^{7,9}. In order to achieve this, the use of earthworms characteristics helps to change, transform and stabilize organic matter to organic fertilizer⁶.

In various studies, the combination of various municipal and industrial wastes with other wastes such as sewage sludge and animal waste, has been used in the process of vermicompost¹⁰⁻¹². In the study conducted by Lim et al. soybean shell was used as a raw material in vermicompost¹³. In the process of production of Halva Ardeh, sesame seeds

are used as raw material. Sesame shells are inedible because of their salinity, as such they are eliminated during the process and are considered as residues of this process¹⁴. Since most of the waste in the organic material industry can be used to produce fertilizers, therefore, this study was conducted with the aim of using waste products of Halva Ardeh production process and its composition with other waste products and its effect on vermicompost process.

Materials and Methods

This experimental study was carried out in a laboratory scale to investigate the effects of wastewater production process of Halva Ardeh and its composition with other waste materials in different proportions in the process of vermicomposting.

In this study, in order to determine the best composition, cow manure was mixed with Halva Ardeh waste and processed in four substrates with different percentages. A treatment made of cow manure was also provided as a control bed. Then, three other treatments, a mixture of cow manure and Halva waste were prepared in different proportions (Table 1).

Table 1: Different ratios of cow manure treatments with Halva Ardeh waste

Treatment	Treatment description
C	Cow manure
1C:1S	1 part cow manure: 1 part Halva Ardeh husk
1C:3S	1 part cow manure: 3 part Halva Ardeh husk
3C:1S	3 part cow manure: 1 part Halva Ardeh husk

The treatments were simultaneously examined for 90 days. In this study, the process of vermicompost was used in natural moisture content of 60 to 80%, and an ambient temperature of 20 to 30°C, which is an appropriate condition for soil biomass. In this study, parameters such as OC, pH, EC and C/N ratio as compost indices during the process were investigated. Sampling was carried out by combining different sections of each mass every 5 days with three repetitions according to National Standard No. 13320. In this study, fresh samples of 9.5 mm diameter were

used to determine the pH. Dilution with a 5:1 ratio of compost and distilled water was prepared on a shaker for 180 revolution per minute for 20 minutes. Finally, the pH was measured by a pH meter after sedimentation. The mentioned method was also used to determine the EC, and eventually the EC was measured by an EC meter. Measurement of the amount of carbon samples was also carried out by placing humidified and weighed samples in the furnace at 550 ° C for 2 hours and weighing the samples again. The Kajdal method was also employed to determine

the total rate of nitrogen. Finally, the data were entered into SPSS software and compared to the composting standards of Iran using ANOVA and t-test.

Results

Investigating the trend of pH changes

In this study, the trend of changes of parameters has been determined as the percentage of reduction /

increase of the variable in different sampling periods. In Figure 1, the process of pH changes in different treatments has been shown in averages of all three replicates in different sampling periods. As it can be observed, during the process, the pH in all treatments increased initially and from the third week, the trend decreased to neutral. This decrease was statistically significant ($p \leq 0.001$).

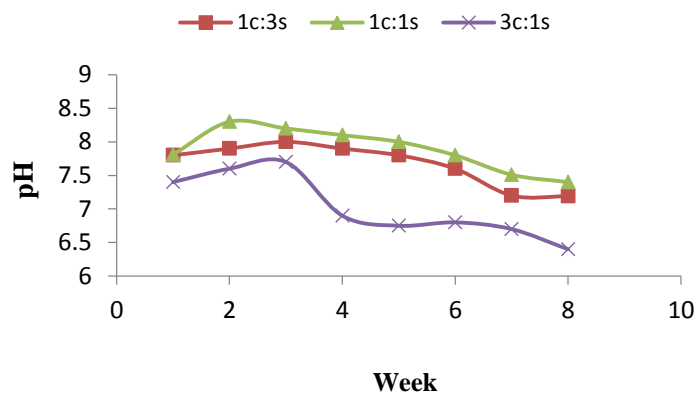


Figure 1: The trend of pH changes in different treatments.

Investigating the trend of organic carbon changes

Figure 2 shows the trend of OC changes in all substrates with different treatments. As it can be observed, the average OC percentage decreased in all treatments and this decrease was statistically

significant ($p = 0.02$). The results showed that the highest amount of OC was in the control group and the lowest value was related to 1C: 1S treatment. Generally, the mean OC in the control treatment, 1C:3S, 1C:1S and 3C:1S was 42.22, 31.75, 41.7, and 30.45%, respectively.

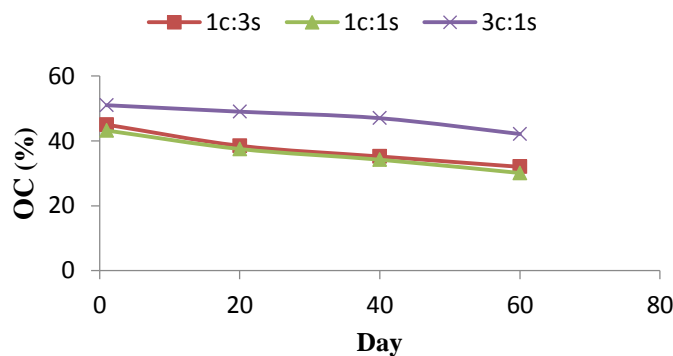


Figure 2: The trend of OC percentages in different treatments.

Studying the trend of EC changes

Figure 3 shows the trend of EC changes in all treatments. As it can be observed, the process of changes in electrical conductivity during the

process was generally reduced in all substrates with different treatments. The statistical test also demonstrated that this decrease was statistically significant ($p = 0.035$).

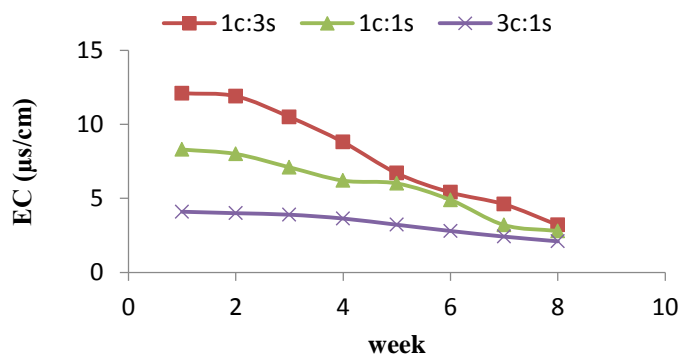


Figure 3: The trend of EC changes in different treatments.

Studying the trend of C/N changes

The trend of changes in C/N percentages in different treatments during the process is shown in Figure 4. The results revealed that C/N decreased in all treatments and the highest amount of C/N

was related to the control treatment. In general, the average C/N in the control treatment was 56.8% and in the 1 C: 1S treatment was 16.9%. ANOVA test showed a significant difference in C/N treatments during vermicompost ($P = 0.023$).

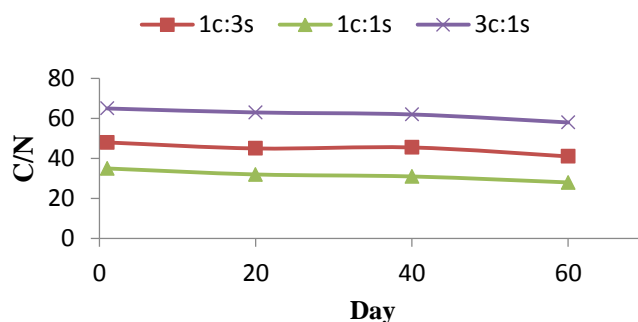


Figure 4: The trend of changes in C/N percentages in different treatments.

Comparison of the results with the standards

In table 2, the average values of the parameters studied in the final compost compendium are presented with the standard compost values.

Comparison of the results obtained from this study with the standards for compost class A and Table 2 showed that the compost quality of this study conformed to the composting standards of class A.

Table 2: Comparison of the average of the parameters studied in the final product with compost standards of Iran^{15, 16}.

OC(Percent)	EC ms/cm	pH	Treatment
41.12	2.8	7	C
31.55	12.1	6.7	1C:3S
30.54	8.3	6.8	1C: 1S
42.12	4.1	6.6	3C:1S
40	< 5	5.5-6.5	Standard compost level 1
50	< 10	5-8	Standard compost level 2

Discussion

pH changes in the vermicompost process

The pH of the organic environment is an important parameter that has a significant effect on the vermicompost's viability and is a limiting factor for the survival and growth of the worms. Its acceptable range in the vermicultural process for the activity of worms and microorganisms was 5.5-8.5. In this study, at the beginning of the process (first week), pH in all treatments began to increase, which could be due to the evaporation of CO₂, fatty acid consumption and nitrogen mineralization by germs, thus indicating the progress of the vermicompost process^{17, 18}. In the following process, and with time, pH in all treatments including control treatment began to decrease and to neutralize (Figure 1). It seems that this pH reduction is due to the production of carbon dioxide and organic acids by earthworms. Also, the biological conversion of organic matter and the intensive mineralization of nitrogen to nitrate and nitrite, as well as phosphorus to orthophosphate, could be the reasons for the reduction of pH in the vermicompost process¹⁹.

In general, it can be said that various factors affect pH changes in the process. In a study by Pramanik et al. and Pramanik, the results showed that organic matter decomposition leads to the formation of ammonium (NH₄⁺) and humic acid. The presence of carboxylic and phenolic groups in the structure of humic acid lowers the pH and the production of ammonium ion plays an important role in increasing the pH of the system^{20, 21}.

Organic carbon changes in the vermicompost process

In this study, the average percentage of OC in all treatments decreased significantly. Studies showed that during the vermicomposting process, the worms break down and homogenize the digested substances through the activities of the stomach and by adding mucus and enzymes to the digested substances thus leading to an increase in the surface area of microbial activity. The general activity of worms and microorganisms using the substrates has been responsible for the reduction of

OC from organic waste as CO₂^{22, 23}. In other studies, it was stated that during the process of organic matter decomposition, available carbon is used as a source of energy by worms and microorganisms, and ultimately, CO₂ excretion leads to a decrease in OC^{24, 25}.

In the present study, OC reduction in 1C: 1S treatment was higher than other treatments, which can be attributed to faster respiration rates. In a study by Garg et al., a decrease by 58.4% in the amount of OC of bovine waste and 55.4% in horseracing after 90 days of vermicompost has been reported²⁶. Kaviraj and Sharma have reported a 20-45% reduction in organic carbon in urban wastewater vermicomposting²⁷. Sangwan et al. investigated vermicomposting with bovine wastes and found a decrease of 23-6% in OC²⁸. Finally, it can be said that the results of the studies are similar to the present study and the difference in carbon reduction in the vermicomposting process can be due to the difference in physical and chemical characteristics of the treatments.

EC changes in the vermicomposting process

EC is the salinity index resulting from changes in organic matter during the vermicomposting process²⁹. In this study, the trend of changes in electrical conductivity during the process was generally reduced in all substrates with different treatments.

A study by Holtzclaw et al. showed that partial production of soluble metabolites such as ammonium and the sedimentation of soluble salts during vermicomposting led to a reduction in EC levels relative to the initial amount³⁰. Occasionally, however, gradual increase in EC was observed due to the release of available ions from organic matter decomposition during digestion and disposal of earthworms³¹.

C/N variations in the vermicomposting process

C/N is a parameter that is widely used as a composting and fertilizer quality indicator in agriculture, and the ratio of these substances affects the growth and production of the worm and its high ratio accelerates the growth and production

of the worm. If the level of C/N is too low or too high, it will slow down the decomposition³².

In this study, the highest rate of C/N was observed in the control treatment and the lowest value was related to 1C: 1S treatment. The results of this study demonstrated that the ratio of carbon to nitrogen (C/N) decreased during the 60-day vermicomposting process and this trend showed a decrease in the amount of material stabilization in all treatments and an improvement in degradation conditions and improvement in the quality of fertilizer produced by earthworms. Additionally, C/N reduction was also mainly due to the release of CO₂ as a part of the respiratory activity of the worms, and the production of mucus and nitrogen excrements was responsible for changes in the C/N ratio in vermicompost fertilizer^{33, 35}.

Studies on vermicompost have shown a decrease in the C/N ratio, although the decrease in this ratio is different for different wastes, and finally, the use of fertilizer produced by the vermicompost process as soil reformer improves soil, production of products and reduces waste disposal. Also, the quality of the compost produced is closely related to the degree of stability³⁶.

Conclusion

In this study, the efficacy of vermicomposting method was investigated for treating Halva Ardeh with cow manure in laboratory scale. Comparison of the efficiency of removal of variables in the main treatments with the control treatment showed a significant difference in the efficiency of removal of variables in the main treatments. The results revealed that during the process and with time, pH in all treatments including the control treatment began to decrease and to neutralize. Also, the rate of organic carbon decreased in all treatments compared to its initial value and had the highest amount in the control group and the lowest amount was related to 1C: 1S treatment. The amount of carbon to nitrogen (C/N) was reduced during the process and had the highest amount in the control treatment and the lowest amount was related to 1C: 1S treatment. Finally, due to the fact that the compost quality of this study is consistent to the

standards of compost class A, this method can be used to convert the waste from Halva Ardeh on vermicompost production. In addition, using this process can help reduce environmental pollution and is economical.

Acknowledgment

This article is the result of a master student thesis on Environmental Health Engineering, and by this way, the administrator for Research and Waste Laboratory of faculty of Public Health of Yazd and all those who helped us in this study are acknowledged.

Funding

The work was unfunded.

Conflict of interest

The authors declare no competing interests.

This is an Open Access article distributed in accordance with the terms of the Creative Commons Attribution (CC BY 4.0) license, which permits others to distribute, remix, adapt and build upon this work for commercial use.

References

1. Azimzadeh B, Bahmanyar M. Liming Treatment Effect on Vermicomposting Process of Different Combination of Restaurant Wastes and Cow Dung. *Journal of Water and Soil*. 2014;28 (1):166-78.
2. Parvaresh A, Omrani G, Poormaghaddas H. Compost producing by anaerobic Method and comparison with conventional aerobic Method. *Research in Medical Sciences*. 2001;5 (2): 143-7.
3. Bansal S, Kapoor KK. Vermicomposting of crop residues and cattle dung with *Eiseniafoetida*, *Bioresource Technology*. 2000; (73) 2: 95-8.
4. Hong SW, Lee JS. Effect of enzyme producing microorganisms on the biomass of epigeic earthworms (*eiseniafetida*) in vermicompost. *Bioresource Technology*. 2011; (102): 6344-7.
5. Loh TC, Lee YC, Liang JB et al. Vermicomposting of cattle and goat manures by *Eiseniafetida* and their growth and reproduction performance. *Biores Technol*. 2005; (96): 111-4.
6. Marr CW, Anderson N. Earthworms. *Solid Waste Management Fact Sheet*. 1995.

7. Edwards, Clive A. (Ed.) Earthworm Ecology. Boca Raton: CRC Press, 2004.
8. Omrani GH. Bodenzoologische, Untersuchungenuber Regenwurmer in zentral und Nordjran.Gissen. Germany. 1973.
9. Parfitt JP, Lovett AA ,S unnenberg G A. Classification of local authority waste collection and recycling strategies in England and Wales. Resour Conserv Recycl. 2001; (32):239–57.
10. Institute of Standards and Industrial Research of Iran. (ISIRI 13320 1st.Edition). Compost Sampling and Physical and Chemical Test Methods, ICS: 65.080; 13.030. 2011.
11. Institute of Standards and Industrial Research of Iran. (ISIRI 7834 1st.Revision). Soil quality - Determination of pH, 2011, ICS: 13.080.10. 2011.
12. Institute of Standards and Industrial Research of Iran (ISIRI 6831 1st. Edition). Soil- Measurement of Specific electrical conductivity- Test Method, ICS: 13.080.05. 2003.
13. Institute of Standards and Industrial Research of Iran. (ISIRI 13724 1st. Edition). Vermicompost- Physical and chemical Specifications, ICS: 13.080.30; 65.080. 2011.
14. Pathma j, Sakthivel N. Microbial diversity of vermicompost bacteria that exhibit useful agricultural traits and waste management potential. Springerplus. 2012; (1): 26-32.
15. Holtzclaw KM, Sposito G. Analytical properties of the soluble metal-complexing fractions in sludgesoil mixtures. IV. Determination of carboxyl groups in fulvic acid. Soil SciSoc Am J. 1979; 43(2):318-23.
16. Albanell E, Plaixats J, Cabrero T. Chemical changes during vermicomposting (Eiseniafetida) of sheep manure mixed with cotton industrial wastes. BiolFertil Soils.1988; (6): 266-9.
17. Singh J, Kaur A, Vig AP, et al. Role of Eiseniafetidain rapid recycling of nutrients from bio sludge of beverage industry. EcotoxEnviron Safe. 2010; (73):430–5.
18. Singh J, Kaur A, Vig AP, et al. Role of Eiseniafetidain rapid recycling of nutrients from bio sludge of beverage industry. EcotoxEnviron Safe. 2010; (73):430–5.
19. Suthar S. Vermicomposting of vegetable-market solid waste using Eiseniafetida: Impact of bulking material on earthworm growth and decomposition rate. EcolEng 2009; (35):914–20.
20. Khwairakpam M, Bhargava R, Bioconversion of filter mud using vermicomposting employing two exotic and one local earthworm species. BioresourTechnol. 2009; (100):5846–52.
21. Graff O. UnseveRegenwurme, lexikom fur freunde der Bodenbiologieverlag M. and H. Hannover. Schaper;1953.
22. Tajbakhsh-Taba J. Recycling of spent mushroom compost using earthworms Eisenia Foetida and Eisenia Andrei. The Environmentalist. 2008; (28) 4: 476-82. [In Persian]
23. Pramanik P, Ghosh GK, Chung YR. Changes in nutrient content, enzymatic activities and microbial properties of lateritic soil due to application of different vermicomposts: a comparative study of ergosterol and chitin to determine fungal biomass in soil. Soil Use and Management. 2010; 26(4): 508–15.
24. Wani K, Rao R. Bioconversion of garden waste, kitchen waste and cow dung into value-added products using earthworm Eisenia fetida. Saudi journal of biological sciences. 2013; 20(2): 149-54.
25. Hait S, Tare V. Vermistabilization of primary sewage sludge. Bioresource technology. 2011; 102(3): 2812-20.
26. Garg V, Gupta R, Kaushik P. Vermicomposting of solid textile mill sludge spiked with cow dung and horse dung: a pilot-scale study. International Journal of Environment and Pollution. 2009; 38 (4): 385-96.
27. Kaviraj S S. Municipal solid waste management through vermicomposting employing exotic and local species of earthworms. Bioresource Technology. 2003; 90: 169–73.
28. Sangwan P, Kaushik C, Garg V. Vermicomposting of sugar industry waste (press mud) mixed with cow dung employing an epigeic earthworm Eisenia fetida. Waste Management & Research. 2010; 28 (1):71-5.
29. Pathma J, Sakthivel N. Microbial diversity of vermicompost bacteria that exhibit useful

- agricultural traits and waste management potential. Springer Plus. 2012;1:26.
30. Holtzclaw KM, Sposito G. Analytical properties of the soluble, metal-complexing fractions in sludge-soil mixtures: IV. Determination of carboxyl groups in fulvic acid. Soil Science Society of America Journal. 1979; 43 (2):318-23.
31. Albanell E, Plaixats J, Cabrero T. Chemical changes during vermicomposting (*Eisenia fetida*) of sheep manure mixed with cotton industrial wastes. Biology and Fertility of Soils. 1988; 6(3): 266-9.
32. Hirai MF, Chanyasak V, Kubota H. A standard measurement for compost maturity. Biocycle. 1983; 24:54-6.
33. Senesi N. Composted materials as organic fertilizers. Science of the Total Environment. 1989; 81: 521-42.
34. Senapati B, Dash M, Rana A, et al. Observation on the effect of earthworm in the decomposition process in soil under laboratory conditions. Comparative Physiology and Ecology. 1980; 5(3): 140-2.
35. Yadav A, Garg V. Industrial wastes and sludges management by vermicomposting. Reviews in Environmental Science and Bio/Technology. 2011; 10(3): 243-76.
36. Bernal M, Paredes C, Sanchez-Monedero M, et al. Maturity and stability parameters of composts prepared with a wide range of organic wastes. Bioresource Technology. 1998; 63(1):91-9.