



A Global Systematic Review of Factors Affecting the Biological Treatment of Wastewater Containing Petroleum Substances

Mohammad Hasan Zarghi^{1,2}, Allahbakhsh Javid², Parisa Sadighara³, Fazlollah Changani khorasgani^{*1}

¹ Department of Environmental Health Engineering, School of Public Health, Center for Solid Waste Research Institute for Environmental Research, Tehran University of Medical Sciences, Iran.

² Department of Environmental Health Engineering, School of Public Health, Tehran University of Medical Sciences, Iran.

³ Department of Environmental Health, Food Safety Division, School of Public Health, Tehran University of Medical Sciences, Tehran, Iran.

ARTICLE INFO

REVIEW ARTICLE

Article History:

Received: 08 August 2024

Accepted: 20 October 2024

*Corresponding Author:

Fazlollah Changani khorasgani

Email:

changani39@gmail.com

Tel:

+98 9121234281

Keywords:

Petroleum,

Polycyclic Aromatic

Hydrocarbon,

Wastewater,

Water pollution,

Biology.

ABSTRACT

Introduction: A variety of treatment methods, including biological remediation, have been employed to address oil-contaminated wastewater. Bioremediation, which involves using microorganisms to mitigate or eliminate pollutants, is recognized as an environmentally friendly, cost-effective, and evolving technique for removing and breaking down various environmental contaminants, including those from oil industry.

Materials and Methods: This systematic review not only introduces biological treatment but also explores factors contributing to its success. In this study, a search was performed with keywords including petroleum substances, bioremediation, and biological treatment on Scopus, ScienceDirect, Web of Science, and PubMed, and 1349 studies were obtained, and 61 articles were finally chosen according to exclusion and inclusion criteria.

Results: A significant increase was observed in research articles over the past five years, likely reflecting the growing awareness of the need to remediate petroleum pollution in recent years. The nature of petroleum wastewater varies depending on the specific crude oil refining process, and factors that have the greatest effect on biological treatment include temperature, pH, inhibitors, time, oxygen, nutrients, nature, concentration of pollutants, and microorganism type. No single species of microorganism can break down all petroleum compounds.

Conclusion: This study allows decision-makers to evaluate these factors before implementing and investing in this method, ensuring its effectiveness in reducing petroleum pollution concentrations.

Citation: Zarghi MH, Javid A, Sadighara P, et al. *A Global Systematic Review of Factors Affecting the Biological Treatment of Wastewater Containing Petroleum Substances*. J Environ Health Sustain Dev. 2024; 9(4): 2416-32.

Introduction

Historically, industrialized nations have been the largest consumers of oil. However, oil consumption in developing countries is projected to increase and eventually match that of industrialized countries, with a significant portion of this growth likely occurring in the transportation sector. As a result, crude oil continues to play a vital role in the fossil fuel energy mix¹. The

production of excess water is an inherent aspect of crude oil production and initial processing operations². The volume of saline water produced alongside crude oil in desalting units is significant, and this wastewater poses a major environmental challenge for areas surrounding oil facilities due to its distinctive characteristics, such as high dissolved salt content, the presence of oil, volatile and non-volatile organic compounds, and other

environmentally hazardous pollutants³. Moreover, the global increase in the volume of this wastewater over the last decade has raised additional concerns. Oil-contaminated water makes up about 77 percent of the total wastewater generated by oil and gas industries, containing a variety of complex and toxic organic and inorganic substances, as well as heavy metals, and falls short of the standards required for safe environmental discharge. It is estimated that, on average, each barrel of crude oil production requires between 0.8 and 8 barrels of water.

Refineries are among the most water-intensive industrial facilities, and their produced wastewater contains some of the highest levels of pollution; many refineries are located near major urban centers. In 2008, there were 700 refineries operating in the world, including 47 located in Asia and the Pacific with a capacity of 371 MMt/y. Now, in 2024, there are 825 crude oil refineries operating worldwide, and this number is expected to grow by 181 units between 2024 and 2030. Through various processes such as desalting, distillation, thermal cracking, and catalytic cracking, refineries generate significant volumes of wastewater while producing valuable products from crude oil. These processes require substantial amounts of water, typically consuming between 0.4 and 1.6 times the amount of crude oil processed. This inevitably leads to an increase in wastewater output⁴. Treating oily wastewater from refineries is a critical step in the oil extraction process, with significant implications for environmental health and water usage. Therefore, it is essential that wastewater from the oil industry is treated effectively to prevent any harm to living organisms⁵.

A significant cause for concern in recent years is the presence of polycyclic aromatic hydrocarbons (PAHs) like anthracene, phenanthrene, benzo[a]pyrene, and benzo[a]anthracene in oily wastewater. Some of these compounds are persistent in the environment and have potential carcinogenic properties⁶. Oil pollution and its derivatives are among the most prevalent and widespread environmental contaminants, posing

serious risks to human health⁷. The existence of these pollutants in the environment not only adversely affects the local ecosystem but also infiltrates the food chain over time, eventually posing a threat to human health⁸.

Oil pollution can be addressed through various physical, chemical, and biological remediation methods, each with its own set of pros and cons. Physical methods simply shift the pollution from one phase to another, making them effective only during the initial stages of treatment. Biological methods, while low in efficiency, are cost-effective, whereas chemical methods, though highly efficient and fast-acting, tend to be expensive⁹. Some chemical methods are known to alter the environment's natural state, and they are sometimes criticized for their harmful side effects on ecosystems, which can be even more severe than oil pollution itself. Given the issues linked to physical and chemical methods, there is a growing need for safer and more affordable approaches to degrading environmental pollutants. Effective bioremediation strategies continue to stand out as a viable solution^{7, 10}. Additionally, biological methods are generally more cost-effective and efficient compared to physical and chemical alternatives¹¹. Biological treatment of waste from the oil, gas, and petrochemical industries is considered the safest and most environmentally friendly method for waste elimination. In contrast to chemical methods, which often produce additional waste, biological methods utilize microbes that naturally decompose once their task is complete. Moreover, these methods require much less energy¹².

The oil industry is a key and vital sector, playing an essential role in the national economy of any country while supporting various other sectors such as agriculture, energy, and transportation. Currently, there is a heightened focus on techniques for treating oily wastewater, making its treatment an urgent issue that needs to be addressed and resolved at every oil field and by companies operating in oil-producing regions. Due to the high volume of production of wastewater containing petroleum substances and their

dangerous environmental effects, the need for its treatment becomes essential. In the meantime, biological treatment can be very useful based on its advantages; some of them were mentioned above. Therefore, this study discusses factors affecting the biodegradability of wastewater containing petroleum substances based on previously published research. It is necessary to consider all the effective factors when using this type of treatment so as not to lead to failure and to achieve the highest efficiency.

Materials and Method

Search strategy

To conduct this systematic review, keywords including petroleum substances, bioremediation, and biological treatment were selected. Documents from Scopus, ScienceDirect, Web of Science, and PubMed were reviewed without any restriction on publication date. The search for documents was

conducted in July 2024 using the selected keywords. This step was carried out by two authors.

Inclusion and exclusion criteria

Many search results were duplicates or not relevant for the review and were removed. The inclusion criteria for this study required that the research address at least one effective factor in the bioremediation of petroleum substances. Only research studies, whether field or laboratory, were considered, and review studies were excluded. Studies that did not focus on biological processes as well as those related to bioremediation in contexts other than petroleum pollution were also excluded. Furthermore, studies that only examined the biological treatment of municipal or hospital wastewater were omitted from this systematic review. The study path can be seen in Figure 1.

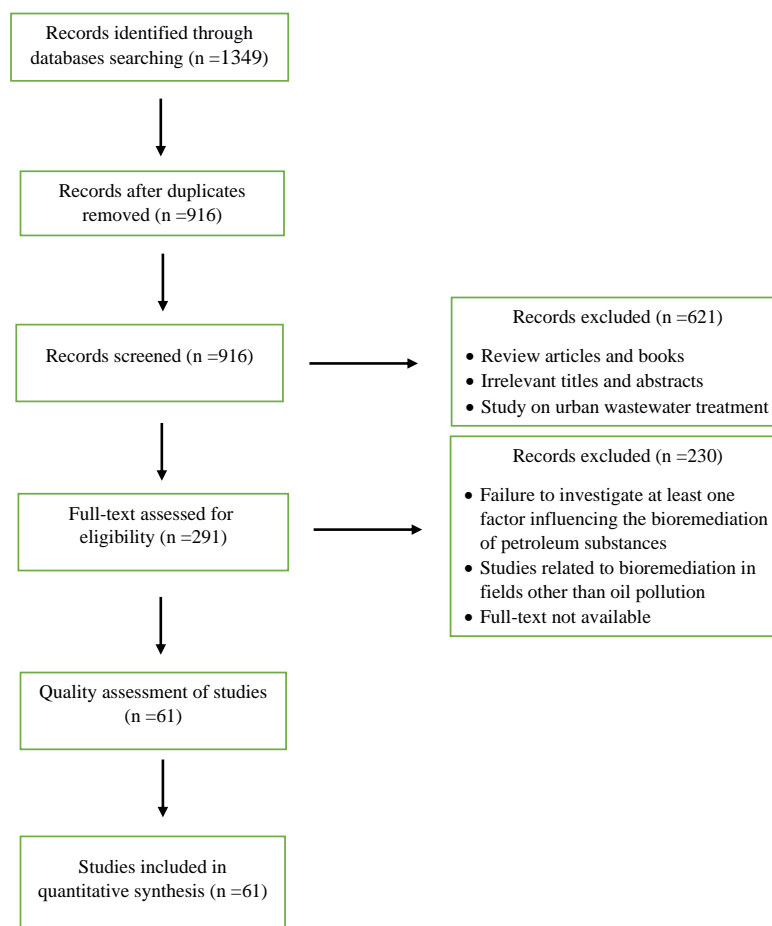


Figure 1: The study diagram.

Results

The result of search

A total of 1,349 articles were retrieved from the databases. Duplicate articles were removed using Endnote software. An initial screening was performed, during which the titles and abstracts of the manuscripts were reviewed in accordance with the inclusion and exclusion criteria. After this screening, 291 articles were selected for a full review, and ultimately, 61 studies were chosen for inclusion.

Figure 2 illustrates the distribution of reviewed

and selected articles by publication year, highlighting a notable increase in research articles over the past five years. This trend likely reflects the growing awareness of the need for petroleum pollution remediation in recent years. Figure 3 shows a map of published studies selected in this study. According to this figure, most studies were related to 3 countries: Nigeria, India, and China. Nigeria is the largest oil producer in Africa, and China and India are among the largest oil producers in Asia.

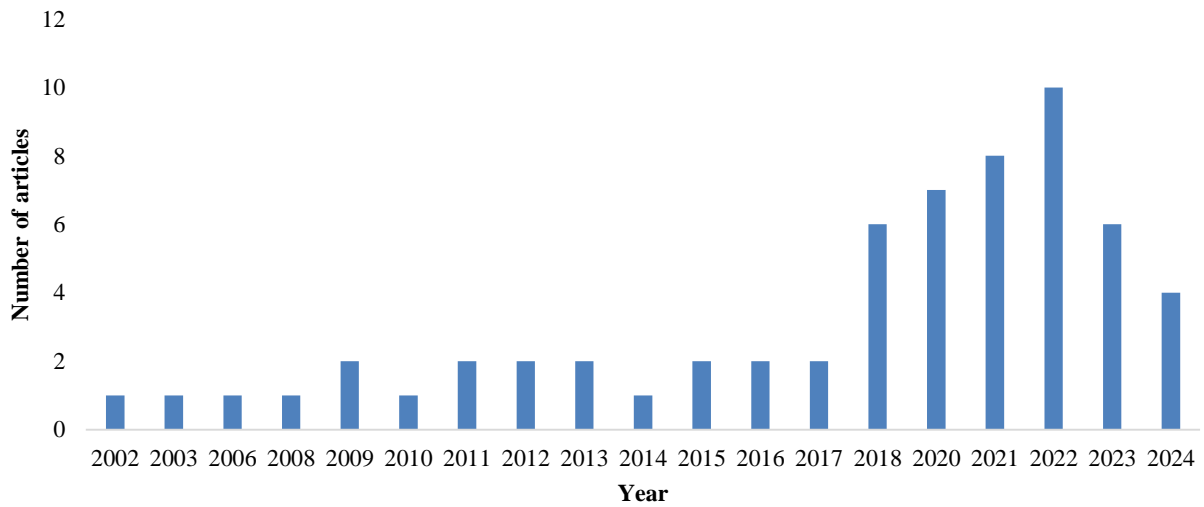


Figure 2: Published articles on the bioremediation of petroleum pollution using microorganisms.

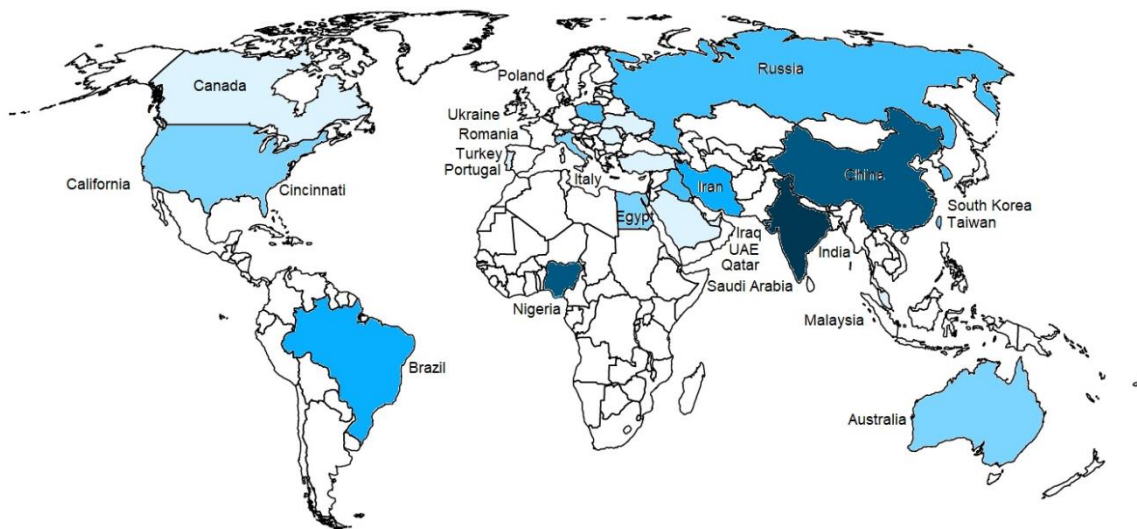


Figure 3: Map of the published studies.

The results from reviewing 61 articles are summarized, categorized, and detailed in the following sections:

Sources of Wastewater Contaminated by Oil

Global production of crude oil reaches approximately 60 million barrels per day¹³. Oil-derived compounds are prevalent in wastewater of many industries, such as metalworking, food production, transportation, textiles, leather, oil and gas extraction, petrochemical, and refining sectors. A significant portion of oily wastewater released into the environment comes from petrochemical and refining processes, which are key contributors to environmental pollution. Substantial amounts of water are utilized in oil refining activities, including distillation, water treatment, desalination, and cooling. The volume and nature of wastewater produced are determined by specific processes used in each refinery¹⁴.

Wastewater in refineries is typically generated at various stages and in different sections, including:

- The introduction of barium sulfate, iron oxide, and sodium silicate into wastewater during the slurry process for oil well casing, which is intended to reinforce well structure.
- Crude oil enters surrounding waters during the extraction phase.
- The release of chemicals such as hydrogen sulfide, phenol, ammonia, cyanides, and copper acetate during oil processing in refineries.
- The entry of colloidal particles, detergents, and other substances into wastewater during cleaning of platforms and refinery areas, which introduce various organic and inorganic materials.

Furthermore, storage tanks, pipelines, and petroleum transportation networks are significant sources of organic pollutants and petroleum compounds entering the environment, especially water bodies, due to leaks or accidental incidents. Effective management of these pollutants following a spill requires identifying specific contaminants and tracing the source of pollution, such as the leak location. A major source of low-level oil pollution in urban runoff is the use of petroleum-based materials on roads and during

dust control operations¹⁵. Oil pollution can also stem from tanker accidents, bombings, oil spills and derivatives, human negligence, and similar factors. In recent decades, industrial equipment manufacturers and the expansion of industrial activities have played a significant role in the degradation of water quality, both through failing to treat wastewater properly before discharge and by accidental release of pollutants into aquatic environments. Moreover, neglect of safety standards and routine maintenance of equipment (such as pipelines, terminals, and platforms) further intensifies water pollution issues related to the oil industry.

Environmental Effects of Oil Pollution

When oil compounds enter the environment, they can lead to several significant impacts:

- Water pollution, affecting both surface and groundwater, can have direct or indirect effects on human health.
- Contamination of seafood, since certain organic compounds accumulate in marine organisms, particularly fish, and may enter the human food chain.
- Health risks from direct human contact with petroleum products.
- Air pollution.
- Soil contamination, which can affect agricultural yields and pollute plants.

Oil pollution is often associated with PAHs, which can accumulate in fat tissues. Some PAHs, such as benzo[a]pyrene, are known to be mutagenic and carcinogenic. Exposure to petroleum compounds primarily affects the central nervous system and kidneys. Studies have demonstrated that laboratory rats exposed to these compounds develop kidney issues, including cancer. The International Agency for Research on Cancer (IARC) has classified gasoline as a carcinogen for humans. Cyclohexane exposure in rabbits has also been linked to eye irritation as well as kidney and liver damage¹⁶. The carcinogenic potential of substances like BTEX, MTBE, and benzene has been proven in humans. MTBE, widely used as a gasoline additive to enhance fuel

efficiency, has replaced lead in gasoline in recent years. It is highly soluble in water, contributing to contamination of surface runoff and groundwater. MTBE is a resilient compound, found in significant quantities in the groundwater of large cities¹⁷. Leaks from underground fuel storage tanks, pipelines, and other distribution systems contribute to the contamination of groundwater, increasing the cost of water treatment and posing a risk to public health¹⁷. Heavy crude oil, with its higher resin and asphaltene content compared to light crude oil, can persist in soil for many years, although certain plants can break down petroleum contaminants in soil.

As a result, these waste materials must not be discharged into the environment without undergoing pre-treatment, even if they are significantly diluted. By utilizing appropriate treatment methods and ensuring proper and timely management, the spread of pollution both at the surface and deeper levels can be controlled, allowing for effective decontamination of the affected area at a reasonable cost.

Characteristics of Oily Wastewater

The characteristics of wastewater are shaped by the types of pollutants introduced during different stages, from drilling and extraction to processing and refining. The nature of oily wastewater produced also varies depending on the specific crude oil refining process. Oily wastewater typically contains a wide array of organic and inorganic compounds. Inorganic components include cations and anions, while organic pollutants encompass oil, grease, phenol, and various hydrocarbons such as benzene, toluene, ethylbenzene, xylene, and PAHs⁴. Oil-in-water emulsions, within the range of 100-1000 PPM, are considered major pollutants. The U.S. Clean Water Act (CWA) and the European Union have mandated that oil and grease concentrations in treated water should not exceed 10 PPM and 5 PPM, respectively¹⁸. Table 1 outlines the characteristics of oily wastewater as studied by several research groups.

Table 1: Characteristics of Oily Wastewater

| Parameter | Range | Sources |
|---|------------|---------|
| COD (mg/L) | 500 - 4000 | 19, 20 |
| BOD (mg/L) | 50 - 600 | 21, 22 |
| TSS (mg/L) | 130 - 700 | 19, 22 |
| pH | 6 - 9 | 23, 24 |
| TOC (mg/L) | 60 - 950 | 25, 26 |
| Phenol (mg/L) | 0.5 - 11 | 23, 27 |
| Oil, Grease (mg/L) | 15 - 390 | 25, 28 |
| Ammonia (mg/L) | 4 - 100 | 24, 27 |
| BTEX (mg/L) | 1 - 120 | 29, 30 |
| Sulfides (mg/L) | 1 - 400 | 31, 32 |
| Total Petroleum Hydrocarbons (TPH) (mg/L) | 2 - 320 | 26, 33 |

Discussion

Bioremediation

Bioremediation refers to the process by which contaminants are broken down by living organisms, primarily microorganisms, under controlled conditions to either neutralize them or reduce their concentration to levels those regulatory authorities consider safe. This technique is commonly employed to eliminate chemicals from soil, groundwater, wastewater, sludge,

industrial waste, and gases. One of the key advantages of bioremediation over physico-chemical methods is its cost-effectiveness. Some of the key benefits include:

- It can be carried out directly on the contaminated site, eliminating the need for transportation.
- The impact on the site surroundings is minimal.
- It is generally well-accepted by the public.
- Bioremediation can be integrated with other

treatment methods.

- It is environmentally safe and sustainable.
- It operates continuously, around the clock.

However, the process is slower than chemical methods, and high concentrations of toxic substances can hinder microbial activity. Additionally, certain chemicals cannot be degraded by biological organisms³⁴.

In the 1970s, bioremediation became an accepted technology and experienced rapid growth³⁵. For over 80 years, it has been recognized that certain microorganisms are capable of degrading petroleum hydrocarbons, using them as their primary source of carbon and energy for growth, a concept first briefly mentioned by Davis in 1967⁹. Bioremediation techniques have since had considerable success in addressing oil pollution. In 2020, Kim et al. examined the efficiency and microbial communities in a full-scale wastewater treatment plant (WWTP) that processed petroleum refinery wastewater (PRW) containing toxic and carcinogenic hydrocarbons. The WWTP achieved a stable process performance with over 70% efficiency in removing soluble chemical oxygen demand (SCOD) and benzene. Moreover, more than 30 bacterial genera were identified, with *Sulfuritalea*, *Ottowia*, *Thauera*, and *Hyphomicrobium* being the dominant ones, potentially responsible for breaking down aromatic compounds like benzene and phenol³⁶. Kumar et al. (2022) found that microbial consortia, genetically modified microbes and plants, plant-microbe combinations, and specialized wetlands have shown promising results for the treatment of petrochemical wastewater³⁷.

The core of the bioremediation process lies in microorganisms that produce enzyme systems capable of breaking down, removing, or detoxifying pollutants. Microbes release enzymes that break the pollutants into digestible parts, which microorganisms then use as food. The only byproducts left behind are harmless biological residues³⁸. This technology involves knowledge from disciplines such as microbiology, biochemistry, and environmental health engineering. The process can take place either

aerobically (with oxygen) or anaerobically (without oxygen). Anaerobic digestion, aerobic digestion, or a combination of both methods are commonly employed in biological treatment processes for refinery and petrochemical wastewater.

The removal efficiency of COD from refinery wastewater in aerobic systems typically ranges between 70% and 98%, whereas anaerobic systems achieve removal rates of 70% to 93%. While oil degradation is predominantly an oxidative process, some evidence also supports the anaerobic breakdown of hydrocarbons³⁹. In the treatment of oily wastewater, the process usually starts with an oil and grease separator, followed by a biological treatment to completely eliminate the remaining organic pollutants⁴⁰. In the Iranian industrial sector, particularly in refineries, activated sludge systems are widely used for treating oily wastewater. Biological methods, when combined with other treatment processes, tend to achieve higher efficiency. No single microorganism can fully degrade crude oil on its own⁴¹. The degradation of crude oil involves a chain of successive reactions, with specific microorganisms initially attacking oil compounds. This leads to the formation of intermediate compounds, which are then metabolized by other groups of microorganisms⁴².

While various microorganisms are capable of breaking down crude oil, the biodegradation abilities of bacteria have been widely acknowledged⁴³. Microbial degradation has emerged as the primary natural mechanism for eliminating non-volatile hydrocarbon contaminants from the environment. Oil-degrading microorganisms are abundant, and numerous bacteria have been identified as playing a significant role in the bioremediation of petroleum products. These bacteria include *Pseudomonas*, *Aeromonas*, *Moraxella*, *Beijerinckia*, *Flavobacterium*, *Corynebacteria*, *Nocardia*, *Corynebacterium*, *Acinetobacter*, *Mycobacteria*, *Modococcus*, *Streptomyces*, *Bacillus*, *Arthrobacter*, *Cyanobacteria*, *Acetobacter*, *Actinobacteria*, etc.⁹.

Microbial degradation focuses on the aliphatic

and aromatic components of oil. Microbes need to be soluble to act on oil. Since oil is insoluble in water and less dense, it floats on the surface as layers or films, where hydrocarbon-oxidizing microbes rapidly form⁴⁴. Due to the complex composition of crude oil hydrocarbons, microbes have evolved various mechanisms to adapt to and utilize a wide range of hydrocarbons as substrates⁴⁵. The initial breakdown of organic pollutants occurs intracellularly through an active oxidation process, with oxygen playing a critical role by facilitating enzymatic reactions through oxygenases and peroxidases. Secondary degradation pathways gradually decompose organic pollutants and direct them into central metabolic processes, such as the tricarboxylic acid (TCA) cycle. Biomass synthesis is derived from key metabolites like acetyl-CoA, succinate, and pyruvate, and sugars necessary for growth and biosynthesis are produced via gluconeogenesis. Petroleum hydrocarbon degradation can be mediated by specific enzyme systems. Additional mechanisms include (1) microbial cell attachment to substrates and (2) the production of biosurfactants. While the mechanism by which cells adhere to oil droplets remains unknown, biosurfactant production is well understood and documented¹⁵.

In addition to bacteria, plants, fungi, and yeasts also play a role in bioremediation. It has been shown that the degradation of most petroleum pollutants is performed by a consortium of microorganisms, with over 200 species of bacteria, fungi, and even algae capable of breaking down hydrocarbons⁴⁶. Like other microorganisms, yeasts are a subject of numerous bioremediation studies due to their ability

to absorb hydrocarbons, though many questions remain about their specific role in biodegradation processes. Yeast species such as *Candida lipolytica*, *Rhodotorula mucilaginosa*, *Trichosporon mucoides*, and species of *Geotrichum* have been reported to degrade petroleum compounds^{46, 47}. Hydrocarbon degradation by filamentous fungi has been extensively studied, and most fungal species have been found to be excellent hydrocarbon degraders⁴⁸. Additionally, fungal mycelium can penetrate oil directly, increasing the contact surface area for bioremediation and enabling bacterial degradation. Fungi can also thrive under environmental stresses, such as low pH and nutrient-deficient conditions, where bacterial growth may be inhibited. Fungal genera like *Amorphotheca*, *Neosartorya*, *Talaromyces*, and *Graphium* have been isolated from oil-contaminated soils and proven to have potential for hydrocarbon degradation⁴⁸. Algae and protozoa are also important members of microbial communities in both aquatic and terrestrial ecosystems¹⁵. Njoku et al. (2016) indicated that the plant species *Glycine max* is one of the plants capable of growing in hydrocarbon-contaminated sites and reducing petroleum hydrocarbons⁴⁹.

Factors Influencing Bioremediation Effectiveness

Successful management of bioremediation requires careful planning of strategies that can regulate pollutant degradation activities to achieve the desired outcomes within a feasible timeframe. The removal of petroleum pollutants from wastewater is influenced by several factors (Figure 4).

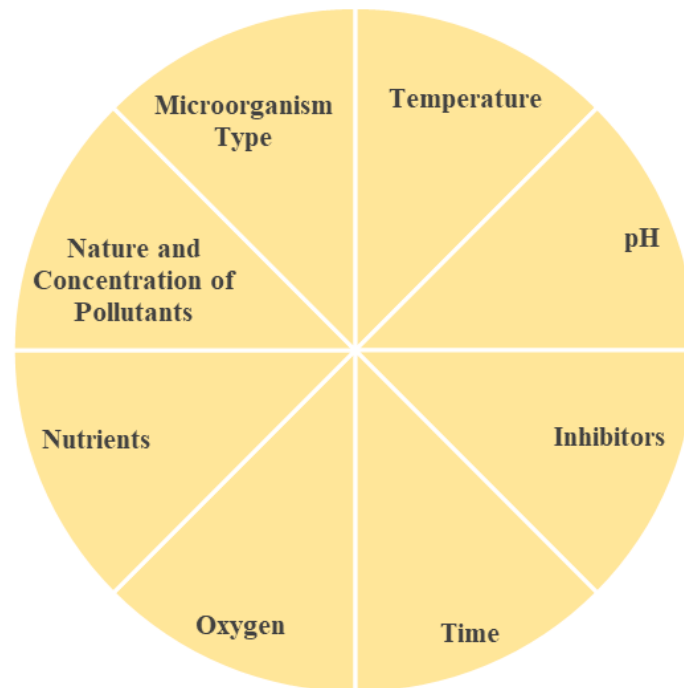


Figure 4: Factors Influencing Bioremediation Effectiveness

Microorganism Type: The presence of microorganisms, especially bacteria, is vital in bioremediation, as they use petroleum-based organic matter as a carbon source. If their population is insufficient, the efficiency of the process will be compromised. These microorganisms need to have suitable metabolic capabilities to break down petroleum compounds into simpler substances at an efficient rate. The degradation process is linked to the genetic potential of specific microorganisms to supply molecular oxygen to hydrocarbons and their ability to produce intermediates that enter energy-producing metabolic pathways⁵⁰. Not all microorganisms are capable of degrading petroleum hydrocarbons, so having a diverse microbial population is important, as no single species can degrade all oil compounds. Certain species of *Pseudomonas* are recognized as efficient degraders of alkanes and aromatic hydrocarbons, and their relative abundance is strongly correlated with higher degradation rates⁵¹. For instance, *Pseudomonas putida* and *Pseudomonas fluorescens* are not only equipped with catabolic enzymes but also possess the metabolic flexibility to adapt to a

wide range of hydrocarbons⁵². Other genera, including *Acinetobacter*, *Marinobacter*, *Stenotrophomonas*, and *Vibrio*, have also been identified as PHC degraders⁵³.

One way to increase the rate of biodegradation of pollutants is by introducing large populations of specific microorganisms into contaminated waters, which artificially boosts the concentration of pollutant-degrading microbes. Another modern approach is the integration of key genes from various biodegrading microorganisms into a single host species, creating a genetically modified organism with enhanced bioremediation capacity. Genetically engineered microorganisms can be developed for one or more of the following objectives:

1. To enhance or alter the degradation capabilities of a specific strain.
2. To equip bacteria with resistance to harsh environmental conditions.
3. To track the presence of the introduced bacteria.
4. To assess the bioavailability of pollutants.

The first documented case of a genetically modified microorganism capable of degrading multiple hydrocarbons was reported in 1976 by

Freiloy, Milroy, and Chakrabarti. The organism used in this study, *Pseudomonas* species, demonstrated the ability to oxidize aliphatic, aromatic, terpenic, and PAHs⁵⁴.

Nature and Concentration of Pollutants: To be effectively biodegraded, target compounds need to be accessible to microorganisms. Organic pollutants in wastewater can only be removed if microorganisms can utilize them as a source of carbon and energy. If pollutants are not usable by microorganisms, bioremediation will not be successful. The molecular structure of the organic material must meet specific criteria. The number of carbon atoms in the pollutant molecular formula plays an important role. For example, wastewater containing large amounts of heavy petroleum compounds may not be easily biodegraded since molecules are too large and complex for microorganisms to break down. Similarly, highly concentrated oils and greases can inhibit the bioremediation process. The general ranking for microbial degradation sensitivity of hydrocarbons is: linear alkanes > branched alkanes > small aromatics > cyclic alkanes⁵⁵.

Aliphatic hydrocarbons are typically degraded by a wide range of microorganisms. Medium-chain n-alkanes (C10-C24) degrade the fastest, while short-chain alkanes (under C9) tend to evaporate quickly into the atmosphere. Long-chain alkanes are generally resistant to biodegradation. The more branched a hydrocarbon is, the slower it biodegrades. Cyclic hydrocarbons may undergo partial oxidation but are metabolized by only a few bacteria. PAHs degrade very slowly. Microorganisms can only function in contaminated environments if the pollution concentration is not toxic to them.

Inhibitors: Any factor that is toxic to microorganisms or disrupts their function is considered an inhibitor. Contaminated sites must be free from concentrations or chemical compounds that inhibit the activity of degrading organisms. Heavy metals, chlorinated organic compounds, certain pesticides, and high levels of inorganic salts can inhibit microbial activity (although some inorganic salts are essential for

biological processes). The particle size can interfere with the contact between microorganisms and pollutants, especially if the particles are uneven. Salinity is a crucial factor in the degradation of hydrocarbons by microorganisms. Excessive salinity can significantly inhibit microbial enzyme activity and impact the composition of microbial consortiums. Sharp increases in salinity can exert osmotic pressure on bacterial cell membranes, leading to dehydration and eventually plasmolysis. Ward and Brock (1978b) found that hydrocarbon metabolism rates dropped by 4% to 28% as salinity increased, attributing this to an overall reduction in microbial metabolic rates⁵⁶. The toxic effects of salinity can be mitigated by gradually acclimating bacteria to high-salinity conditions. In recent years, many studies have focused on using microbial consortia capable of degrading hydrocarbons while tolerating saline environments to optimize the treatment of saline oily wastewater⁵⁷.

pH: Microorganisms require a specific pH range to thrive and reproduce. Some microorganisms can tolerate a broad pH range, while others are sensitive to even small fluctuations. Studies and practical conditions from various biological processes suggest that a neutral pH is ideal for bioremediation. Most bacteria and fungi grow best in environments with a pH near neutral. The USEPA (1993) recommends an optimal pH range of 6 to 8 for successful bioremediation⁵⁸. Lu et al. (2002) reported that the maximum degradation of BTEX occurred between pH 7.5 and 8⁵⁹. Deviating from neutral pH, particularly increasing it, significantly reduces hydrocarbon degradation, while in some cases, acidic pH levels can completely inhibit biodegradation⁶⁰. Inefficiencies in the bioremediation of oil wastewater have been reported due to the accumulation of high levels of volatile fatty acids, which lower pH and inhibit the methanogenesis process⁶¹. Additionally, pH affects the availability of certain nutrients, affecting their accessibility to microorganisms.

Temperature: Temperature plays a crucial role in affecting both chemical properties of pollutants and the physiology and diversity of microbial

communities⁶². While both low and high temperatures can hinder microbial activity, certain microorganisms have been found to survive in extreme temperatures. Studies have shown that biological activity increases significantly by rising temperature. As temperature rises, the solubility of pollutants increases, making them more accessible to microorganisms. In general, for every 10°C increase in temperature between 5°C and 25°C, the metabolic rate of bacteria doubles. However, this response can vary depending on the type of bacteria. Some microorganisms, called thermophiles, exhibit better enzyme activity at higher temperatures. Parr et al. (1994) identified the optimal temperature range for microbial growth as 20°C to 35°C⁶³, a range in which most microorganisms achieve maximum hydrocarbon degradation, and it was further demonstrated by Hong et al. (2007)⁶⁴. Venosa and Zhu (2003) found that ambient temperature affects both properties of oil and microbial activity⁶⁵. Cold winter temperatures have been noted as a limiting factor for the biodegradation of PAHs in estuary sediments and for various hydrocarbons in freshwater lakes^{66, 67}.

For oil refineries, wastewater temperature is a key consideration. High water temperatures pose drawbacks for reuse (in industrial and agricultural contexts) or for discharge into water bodies. When used for cooling, higher temperatures increase water consumption, and sometimes water does not cool sufficiently. When used for irrigation, excessively high water temperatures can disrupt plant growth. Elevated temperatures in discharged water reduce dissolved oxygen (DO) levels, accelerate chemical reactions, and increase biological metabolism. If temperatures rise too much, the survival of aquatic organisms is at risk. Moreover, high temperatures increase the toxicity of hydrocarbons to bacteria⁶⁸.

Nutrients: Microbial activity ceases if sufficient nutrients are not available. The most important nutrients include carbon, nitrogen, phosphorus, and sulfur, which are often present in limited quantities in contaminated environments. As a result, in many cases, these nutrients must be added to the

system to meet biological needs. Hydrocarbon-degrading bacteria require a stable nitrogen source, such as NH₃, NO₃⁻, NO₂⁻ (inorganic), and some organic nitrogen sources. Microorganisms use phosphorus to synthesize ATP, nucleic acids, and components of cell membrane⁶⁹.

The ratio of carbon to nitrogen to phosphorus (C:N:P) is a critical factor. Studies have shown that microorganisms achieve optimal growth under specific nutrient ratios. Thomas et al. identified the optimal C:N:P ratio for microbial growth as 120:10:1⁷⁰. Due to the high carbon content of crude oil in wastewater, this ratio is often disrupted, requiring the supplementation of nitrogen and phosphorus. When a major oil spill occurs in aquatic environments, carbon levels significantly increase, and the availability of nitrogen and phosphorus becomes the limiting factor for oil degradation⁷¹. Adequate nitrogen levels are crucial for promoting microbial cell growth, reducing the adaptation phase, and maintaining high microbial activity. On the other hand, an excess of nutrients can inhibit microbial biodegradation processes⁷². Oudot et al. (1998) reported that high levels of NPK have negative effects on the biodegradation of hydrocarbons, especially aromatic compounds⁷³.

Oxygen: Hydrocarbons, being highly reduced substrates, require an electron acceptor, and molecular oxygen is the most commonly used. Although most studies indicate that hydrocarbon biodegradation is an aerobic process, anaerobic degradation has also been observed. Oxygen availability is crucial for effective aerobic degradation⁷⁴. The first microbial attack on hydrocarbons always involves an oxygenase enzyme, which catalyzes biochemical reactions in the presence of oxygen. Monitoring oxygen consumption is a fast and efficient method to track aerobic biodegradation⁷⁵. Oxygen concentration has been identified as the rate-limiting factor in the biodegradation of diesel in groundwater⁷⁶. Oxygen can be supplied through the injection of pure oxygen, air, or H₂O₂. However, as H₂O₂ can be toxic to microbial flora, it is recommended to add it gradually to prevent any harmful effects.

Time: Time is a critical factor in the efficiency of treatment processes, as it aids in improving system performance. Most microorganisms need time to adapt to new conditions, and during the initial transitional phase, they do not immediately start degrading hydrocarbons. Over time, as the transitional phase ends, microorganisms begin breaking down hydrocarbons more effectively. If the retention time is too short, this phase may not be completed, resulting in lower efficiency. As time increases, the microbial population grows, leading to greater enzyme production and improved system performance. Longer retention times give microorganisms more time to acclimate to pollutants and degrade a larger percentage of compounds. However, if the retention time is too long, the significant reduction in TPH levels can cause microorganisms to enter a self-destructive respiration phase. Therefore, in biological systems, achieving 100% efficiency solely by extending retention time is not feasible. Razavi and Miri found that complex oily industrial wastewater requires longer retention times for effective treatment and microbial adaptation⁷⁷.

Biodegradation is a process that requires a careful balance between these factors. Controlling one factor without considering the others may lead to disruption of the overall system performance. Proper management of these factors and understanding their interactions can help improve the efficiency of biological treatment systems and reduce operational problems. System design should be based on a thorough understanding of these interactions. For example, temperature changes can affect pH, which in turn changes the enzymatic activity of microorganisms. At high temperatures, the rate of biological activities increases, but if the pH is outside the optimal range, this activity stops. Also, some toxic substances may directly or indirectly affect biological activity (by changing pH or reducing DO). Also, if sufficient nutrients are not available, microorganisms cannot grow, even if the hydraulic retention time is long. Conversely, if sufficient nutrients are provided but the retention time is short, microorganisms will not have enough time to decompose organic matter.

Conclusion

The environmental health challenges posed by wastewater containing petroleum compounds are among the most critical issues facing the global environment. With industrial growth and the rising demand for energy from fossil fuels, pollution from these compounds is also increasing. While there are various methods to reduce the concentration of these pollutants, the focus is on eco-friendly approaches that harness natural processes for pollutant removal.

Currently, nature employs biological control strategies to eliminate hazardous pollutants from the environment. When pollutant levels are high, microbial treatment provides a safe and effective method to enhance environmental health, offering advantages such as low cost, simplicity, and widespread public acceptance for cleaning ecosystems contaminated with oil. Recent advancements in biotechnology confirm that various hydrocarbons in crude oil can be utilized by microorganisms as a carbon source. These hydrocarbons are both a target and a byproduct of microbial metabolism. Many researchers have explored the use of microbes to break down petroleum products, highlighting this as a promising alternative technology. As a result, research in this area continues to grow. In this systematic review, key parameters affecting the success of bioremediation were identified and discussed based on selected studies. This allows decision-makers to evaluate these factors before implementing and investing in this method, ensuring its effectiveness in reducing petroleum pollution concentrations. They can also model a biological treatment plant for petroleum wastewater based on these factors. Further research on unknown microorganisms (that can be effective in degradation), biochemical pathways, interaction of factors with each other, and also comparison of these factors under aerobic and anaerobic degradation conditions can be carried out, which will help in the success of biological treatment. Also, pilot-scale studies are necessary to minimize problems related to practical application, especially for the treatment of large volumes of petroleum wastewater.

Acknowledgment

The authors would like to thank Tehran University of Medical Sciences for supporting the study.

Conflict of interest

The authors declare that there is no competing interest.

Funding

This research did not receive any funding.

Ethical Considerations

Authors are aware of, and comply with, best practice in publication ethics specifically with regard to authorship (avoidance of guest authorship), dual submission, manipulation of figures, competing interests and compliance with policies on research ethics. Authors adhere to publication requirements that the submitted work is original and has not been published elsewhere in any language.

Code of Ethics

This article is open scientific research and has not yet been registered as a research project at the university, but all issues related to research ethics have been observed.

Authors' Contributions

All authors of this study have a complete contribution for data collection, data analyses, and manuscript writing.

This is an Open-Access article distributed in accordance with the terms of the Creative Commons Attribution (CC BY 4.0) license, which permits others to distribute, remix, adapt, and build upon this work for commercial use.

References

1. Kennish MJ. Pollution impacts on marine biotic communities: CRC Press; 1997.
2. Ong LK, Nguyen PLT, Soetaredjo FE, et al. Kinetic evaluation of simultaneous waste cooking oil hydrolysis and reactive liquid-liquid Cu extraction from synthetic Cu-containing wastewater: effect of various co-contaminants. *Sep Purif Technol.* 2017;187:184-92.
3. Rafati M, Farshadfar H. Methods of wastewater refining in extracting and processing of crude oil in order to prevent water pollution. *Human & Environment.* 2022;20(1):247-56.
4. Pal S, Banat F, Almansoori A, et al. Review of technologies for biotreatment of refinery wastewaters: progress, challenges and future opportunities. *Environmental Technology Reviews.* 2016;5(1):12-38.
5. Rezaeeparto K, Sohrabian M. Investigating the effective parameters on the performance of industrial wastewater biological treatment system in pars oil refinery. *Journal of Environmental Science Studies.* 2019;4(4):1927-34.
6. Neff J, Bothner MH, Maciolek N, et al. Impacts of exploratory drilling for oil and gas on the benthic environment of Georges Bank. *Mar Environ Res.* 1989;27(2):77-114.
7. Kristanti RA, Hadibarata T, Toyama T, et al. Bioremediation of crude oil by white rot fungi *Polyporus* sp. S133. *J Microbiol Biotechnol.* 2011;21(9):995-1000.
8. Erdogan E, Karaca A. Bioremediation of crude oil polluted soils. 2011.
9. Thapa B, Kc AK, Ghimire A. A review on bioremediation of petroleum hydrocarbon contaminants in soil. *J Sci Eng Technol.* 2012;8(1):164-70.
10. Jaafarzadeh N, Zarghi MH, Salehin M, et al. Application of Box-Behnken Design (BBD) to optimizing COD removal from fresh leachate using combination of ultrasound and ultraviolet. *Journal of Environmental Treatment Techniques.* 2020;8(3):861-9.
11. Chaudhry S, Luhach J, Sharma V, et al. Assessment of diesel degrading potential of fungal isolates from sludge contaminated soil of petroleum refinery, Haryana. *Res J Microbiol.* 2012;7(3):182.
12. Khan NA, Khan SU, Ahmed S, et al. Recent trends in disposal and treatment technologies of emerging-pollutants-a critical review. *Trends Analyt Chem.* 2020;122: 115744.
13. Mittal A, Singh P. Studies on biodegradation of crude oil by *Aspergillus niger*. *The South Pacific Journal of Natural and Applied Sciences.*

- 2009;27(1):57-60.
14. Yan L, Wang Y, Li J, et al. Comparative study of different electrochemical methods for petroleum refinery wastewater treatment. *Desalination*. 2014;341:87-93.
 15. Das N, Chandran P. Microbial degradation of petroleum hydrocarbon contaminants: an overview. *Biotechnol Res Int*. 2011;2011(1):941810.
 16. Iheanacho C, Okerentugba P, Orji F, et al. Hydrocarbon degradation potentials of indigenous fungal isolates from a petroleum hydrocarbon contaminated soil in Sakpenwa community, Niger Delta. *Global Advanced Research Journal of Environmental Science and Toxicology*. 2014;3(1):6-11.
 17. Ekundayo FO, Olukunle OF, Ekundayo EA. Biodegradation of Bonnylight crude oil by locally isolated fungi from oil contaminated soils in Akure, Ondo state. *Malays J Microbiol*. 2012;8(1):42-6.
 18. Chakrabarty B, Ghoshal A, Purkait M. Ultrafiltration of stable oil-in-water emulsion by polysulfone membrane. *J Memb Sci*. 2008;325(1):427-37.
 19. Chabani M, Bouafia-Chergui S, Touil A. Removal of chemical oxygen demand from real petroleum refinery wastewater through a hybrid approach: electrocoagulation and adsorption. *Chemical Engineering and Processing-Process Intensification*. 2024;196:109680.
 20. Jiad MM, Abbar AH. Petroleum refinery wastewater treatment using a novel combined electro-Fenton and photocatalytic process. *J Ind Eng Chem*. 2024;129:634-55.
 21. Al-Tameemi HM, Sukkar KA, Abbar AH. Treatment of petroleum refinery wastewater by a combination of anodic oxidation with photocatalyst process: recent advances, affecting factors and future perspectives. *Chem Eng Res Des*. 2024.
 22. Almutairi M. Method development for evaluating the effectiveness of hydrocarbons on BOD, UBOD and COD removal in oily wastewater. *Water Sci Technol*. 2020;81(12):2650-63.
 23. Alkurdi SS, Abbar AH. Removal of COD from petroleum refinery wastewater by electro-coagulation process using SS/Al electrodes. *InIOP Conference Series: Materials Science and Engineering*. IOP Publishing. 2020;870(1):p.012052.
 24. Ovuoraye PE, Ugonabo VI, Tahir MA, et al. Kinetics-driven Coagulation treatment of petroleum refinery effluent using Land snail shells: an empirical approach to environmental sustainability. *Cleaner Chemical Engineering*. 2022;4:100084.
 25. Martinia S, Gintingb YR. The integrated photo-catalysis/ultrafiltration membrane for treating raw oily effluents optimized using artificial neural network for fouling prediction. *Desalination Water Treat*. 2022;274:30-8.
 26. Najim ST. Toxicity remediation of petroleum refinery wastewater by electrooxidation techniques using graphite electrode. *InIOP Conference Series: Earth and Environmental Science*. IOP Publishing. 2022;1029(1):p.012031.
 27. Kusworo TD, Kumoro AC, Utomo DP. Phenol and ammonia removal in petroleum refinery wastewater using a poly (vinyl) alcohol coated polysulfone nanohybrid membrane. *J Water Process Eng*. 2021;39:101718.
 28. Zabermaawi NM, Bestawy EE. Effective treatment of petroleum oil-contaminated wastewater using activated sludge modified with magnetite/silicon nanocomposite. *Environ Sci Pollut Res Int*. 2024;31(12): 17634-50.
 29. Costa AS, Romão L, Araújo B, et al. Environmental strategies to remove volatile aromatic fractions (BTEX) from petroleum industry wastewater using biomass. *Bioresour Technol*. 2012;105:31-9.
 30. Asejeje GI, Ipeaiyeda AR, Onianwa PC. Occurrence of BTEX from petroleum hydrocarbons in surface water, sediment, and biota from Ubeji Creek of Delta State, Nigeria. *Environ Sci Pollut Res Int*. 2021;28:15361-79.
 31. Mamat M, Bustary A, Azoddein A. Oxidation of sulfide removal from petroleum refinery wastewater by using hydrogen peroxide. *InIOP*

- Conference Series: Materials Science and Engineering. IOP Publishing. 2020;736(2):p.022103.
32. Altaş L, Büyükgüngör H. Sulfide removal in petroleum refinery wastewater by chemical precipitation. *J Hazard Mater.* 2008;153(1-2):462-9.
 33. Fadhil NM, Al Baldawi IA. Biodegradation of total petroleum hydrocarbon from Al-Daura refinery wastewater by rhizobacteria. *ASME Open J Eng.* 2020;26(1):14-23.
 34. Yerushalmi L, Rocheleau S, Cimpoaia R, et al. Enhanced biodegradation of petroleum hydrocarbons in contaminated soil. *Journal of Soil Contamination.* 1998;7(1):37-51.
 35. Chandra S, Sharma R, Singh K, et al. Application of bioremediation technology in the environment contaminated with petroleum hydrocarbon. *Ann Microbiol.* 2013;63:417-31.
 36. Kim E, Yulisa A, Kim S, et al. Monitoring microbial community structure and variations in a full-scale petroleum refinery wastewater treatment plant. *Bioresour Technol.* 2020;306:123178.
 37. Kumar L, Chugh M, Kumar S, et al. Remediation of petrorefinery wastewater contaminants: a review on physicochemical and bioremediation strategies. *Process Safety and Environmental Protection.* 2022;159:362-75.
 38. Adams GO, Fufeyin PT, Okoro SE, et al. Bioremediation, biostimulation and bioaugmentation: a review. *Int J Environ Bioremediat Biodegrad* 2015;3(1):28-39.
 39. Obire O, Wemedo S. Seasonal effect on the bacterial and fungal population of an oilfield waste water-polluted soil in Nigeria. *Journal of Applied Sciences and Environmental Management.* 2002;6(2):17-21.
 40. Thiem L, Alkhatib E. In situ adaptation of activated sludge by shock loading to enhance treatment of high ammonia content petrochemical wastewater. *J Water Pollut Control Fed.* 1988:1245-52.
 41. Snape I, Ferguson SH, Harvey PM, et al. Investigation of evaporation and biodegradation of fuel spills in Antarctica: II—Extent of natural attenuation at Casey Station. *Chemosphere.* 2006;63(1):89-98.
 42. Capelli SM, Busalmen J, De Sanchez SR. Hydrocarbon bioremediation of a mineral-base contaminated waste from crude oil extraction by indigenous bacteria. *Int Biodeterior Biodegradation.* 2001;47(4): 233-8.
 43. Sebiomo A, Awosanya A, Awofodu A. Utilization of crude oil and gasoline by ten bacterial and five fungal isolates. *J Microbiol Antimicrob.* 2011;3(3):55-63.
 44. Rajendran P, Gunasekaran P. *Microbial bioremediation: MJP Publisher; 2019.*
 45. Garapati VK, Mishra S. Hydrocarbon degradation using fungal isolate: nutrients optimized by combined grey relational analysis. *Int J Eng Res Appl.* 2012;2(2):390-9.
 46. Dawoodi V, Madani M, Tahmourespour A. Flora of soil fungi in Khuzestan province's oil regions. *Biological Journal of Microorganism.* 2014;3(10):87-96.
 47. Csutak O, Stoica I, Ghindea R, et al. Insights on yeast bioremediation processes. *Rom Biotechnol Lett.* 2010;15(2):5066-71.
 48. Sutherland JB. Degradation of hydrocarbons by yeasts and filamentous fungi. *Fungal Biotechnology in Agricultural, Food, and Environmental Applications.* 2004:443-55.
 49. Njoku KL, Akinola MO, Oboh BO. Phytoremediation of crude oil contaminated soil using *Glycine max* (Merill) through Phytoaccumulation or Rhizosphere effect. 2016.
 50. Millioli V, Servulo E, Sobral L, et al. Bioremediation of crude oil-bearing soil: evaluating the effect of rhamnolipid addition to soil toxicity and to crude oil biodegradation efficiency. *Global NEST Journal.* 2009;11(2):181-8.
 51. Qin G, Gong D, Fan M-Y. Bioremediation of petroleum-contaminated soil by biostimulation amended with biochar. *Int Biodeterior Biodegradation.* 2013;85:150-5.
 52. Kulkarni S, Palande A, Deshpande M. Bioremediation of petroleum hydrocarbons in soils. *Microorganisms in Environmental Management: Microbes and Environment.*

- 2012:589-606.
53. Varjani SJ. Microbial degradation of petroleum hydrocarbons. *Bioresour Technol.* 2017;223:277-86.
 54. Leahy JG, Colwell RR. Microbial degradation of hydrocarbons in the environment. *Microbiol Rev.* 1990;54(3):305-15.
 55. Atlas R, Bragg J. Bioremediation of marine oil spills: when and when not—the Exxon Valdez experience. *Microb Biotechnol.* 2009;2(2):213-21.
 56. Ward DM, Brock T. Hydrocarbon biodegradation in hypersaline environments. *Appl Environ Microbiol.* 1978;35(2):353-9.
 57. Cappello S, Volta A, Santisi S, et al. Oil-degrading bacteria from a membrane bioreactor (BF-MBR) system for treatment of saline oily waste: Isolation, identification and characterization of the biotechnological potential. *Int Biodeterior Biodegradation.* 2016;110:235-44.
 58. Pope DF, Matthews JE. Bioremediation using the land treatment concept. US Environmental Protection Agency; 1993.
 59. Lu C, Lin M-R, Chu C. Effects of pH, moisture, and flow pattern on trickle-bed air biofilter performance for BTEX removal. *Advances in Environmental Research.* 2002;6(2):99-106.
 60. Płaza GA, Jangid K, Łukasik K, et al. Reduction of petroleum hydrocarbons and toxicity in refinery wastewater by bioremediation. *Bull Environ Contam Toxicol.* 2008;81:329-33.
 61. Patel H, Madamwar D. Effects of temperatures and organic loading rates on biomethanation of acidic petrochemical wastewater using an anaerobic upflow fixed-film reactor. *Bioresour Technol.* 2002;82(1):65-71.
 62. Nur Zaida Z, Piakong M. Bioaugmentation of petroleum hydrocarbon in contaminated soil: a review. *Microbial Action on Hydrocarbons.* 2018:415-39.
 63. Parr¹ JL, Claff RE, Kocurek DS, et al. Interlaboratory study of analytical methods for petroleum hydrocarbons. *Analysis of Soils Contaminated with Petroleum Constituents.* 1994;1221:53.
 64. Hong Q, Zhang Z, Hong Y, et al. A microcosm study on bioremediation of fenitrothion-contaminated soil using *Burkholderia* sp. FDS-1. *Int Biodeterior Biodegradation.* 2007;59(1): 55-61.
 65. Venosa AD, Zhu X. Biodegradation of crude oil contaminating marine shorelines and freshwater wetlands. *Spill Science & Technology Bulletin.* 2003;8(2):163-78.
 66. Shiaris MP. Seasonal biotransformation of naphthalene, phenanthrene, and benzo [a] pyrene in surficial estuarine sediments. *Appl Environ Microbiol.* 1989;55(6):1391-9.
 67. Cooney J. The fate of petroleum pollutants in freshwater ecosystems. 1984.
 68. Al-Hawash AB, Dragh MA, Li S, et al. Principles of microbial degradation of petroleum hydrocarbons in the environment. *Egypt J Aquat Res.* 2018;44(2):71-6.
 69. Ubani O, Atagana H, Thantsha MS. Biological degradation of oil sludge: a review of the current state of development. *Afr J Biotechnol.* 2013;12(47):6544-67.
 70. Thomas J, Ward C, Raymond R, et al. Bioremediation. *Encyclopedia of Microbiology.* Academic Press, Inc. 1992;1:369.
 71. Atlas R. Effects of hydrocarbons on microorganisms and petroleum biodegradation in Arctic exosystems. *Petroleum Effects in the Arctic Environment*, London and New York, Elsevier Applied Science Publishers. 1985:63-100.
 72. Ferguson SH, Franzmann PD, Revill AT, et al. The effects of nitrogen and water on mineralisation of hydrocarbons in diesel-contaminated terrestrial Antarctic soils. *Cold Reg Sci Technol.* 2003;37(2): 197-212.
 73. Oudot J, Merlin F, Pinvidic P. Weathering rates of oil components in a bioremediation experiment in estuarine sediments. *Mar Environ Res.* 1998;45(2):113-25.
 74. Floodgate G. The fate of petroleum in marine ecosystems. *Petroleum microbiology.* 1984: 355-97.

75. Okoh AI. Biodegradation alternative in the cleanup of petroleum hydrocarbon pollutants. *Biotechnology and molecular biology reviews.* 2006;1(2):38-50.
76. Jamison V, Raymond R, Hudson J. Biodegradation of high-octane gasoline in groundwater. *Developments in Industrial Microbiology.* 1975;16:305-12.
77. Razavi SMR, Miri T. A real petroleum refinery wastewater treatment using hollow fiber membrane bioreactor (HF-MBR). *J Water Process Eng.* 2015;8:136-41.