

The Efficiency of Separate and Combined Modified Electrolysis Processes and Electric Coagulation in Removing Yellow Gold Dye (Gold Yellow X-GL) from Aqueous Solutions

Reza Ali Fallahzadeh^{1,2}, Davoud Ghadirian¹, Ahmad Fattahi¹, Pejman Amjadian¹, Samaneh Mozaffary¹, Nasrin Homayonbezi^{3*}

¹Genetic and Environmental Adventures Research Center, School of Abarkouh Paramedicine, Member of Student Research Committee, Shahid Sadoughi University of Medical Sciences, Yazd, Iran.

² Environmental Science and Technology Research Center, Department of Environmental Health Engineering, School of Public Health, Shahid Sadoughi University of Medical Sciences, Yazd, Iran.

³ Department of Environmental Health Engineering, School of Public Health, Bushehr University of Medical Sciences, Bushehr, Iran.

ARTICLE INFO

ORIGINAL ARTICLE

Article History:

Received: 05 May 2019

Accepted: 10 July 2019

*Corresponding Author:

Nasrin Homayonbezi

Email:

n.homayoni73@gmail.com

Tel:

+989162523893

Keywords:

Electrolysis,

Electrocoagulation,

Golden yellow X-GL.

ABSTRACT

Introduction: Disposal of the wastewater produced in the paper and paperboard industry without the refining process can add substances to the environment, which are harmful to humans, environment, and other organisms. With regard to process efficiency, the current methods used in wastewater treatment of this industry are economically unjustifiable. Therefore, in this research, the electrolysis / electrocoagulation method was investigated using a graphite / iron electrode for synthetic aqueous solutions containing golden yellow X-GL.

Materials and Methods: In this test, two Plexiglas reactors with a volume of 3 liters were used. The impact of the operation parameters such as voltage, initial dye concentration, and reaction time were investigated. Dye concentration in specimens was determined by visible spectrophotometry using DR-5000 at 438nm wavelength.

Results: In optimal conditions of voltage 12V, dye concentration 10 mg/l, and time 60 min, the removal efficiency rates of electrolysis reactors, electric coagulation, and combined reactor were 64.17%, 75.42%, and 84.19% respectively. By increasing the dye concentration and decreasing the voltage, the dye removal efficiency decreased.

Conclusion: The electric coagulation process using an iron electrode is a suitable method for removing the yellow color of colored aqueous solutions from the paper and paperboard industry.

Citation: Fallahzadeh RA, Ghadirian D, Fattahi A, et al. *The Efficiency of Separate and Combined Modified Electrolysis Processes and Electric Coagulation in Removing Yellow Gold dye (Gold Yellow X-GL) from Aqueous Solutions.* J Environ Health Sustain Dev. 2019; 4(3): 843-50.

Introduction

In recent years, many industries has paid attention to water pollution¹. Water shortage has caused these industrials to reuse the wastewater produced in their industries or other downstream

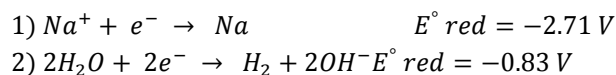
industries applying modern methods²⁻⁶. The paper and paperboard industry is one of the water-based industries in which high volumes (approximately 20 to 250 cubic meters per ton of pulp) of aqueous solutions are produced for paper production. The

produced aqueous solutions has a high concentration of lignin⁷. Other materials in the wastewater of the paper industry include fatty acids, tannins, resin acids, sulfur compounds, phenols, and their derivatives⁸. Among the pollutants in the textile industry, dyes play the most significant role. Typical methods such as adsorption, chemical oxidation, and use of chemical coagulants produce sludge, which is a threat to the environment⁹. So far, various methods have been developed to remove these dyes from the aqueous solutions, but they often have major problems. For example, the purification method with activated carbon is not economical and its recovery process as well as waste disposal are costly and difficult^{10,11}. Moreover, photo-oxidation by UV/H₂O₂ and UV/TiO₂ requires additional chemical materials, which causes secondary contamination and additional costs¹². In recent years, use of the electrocoagulation process has been developed by coagulant produced from electro-oxidation of an anode electrode¹³. Many studies dealt with the treatment of the paper industry wastewater using the electrocoagulation process^{7, 14-16}.

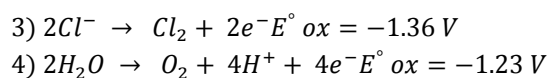
In recent years, electrochemical processes have been widely applied for the destruction of toxic organic pollutants¹⁷. Some of these methods have been successfully used to treat industrial wastewater¹⁸. However, the efficiency of the electrochemical process is low to remove some dyes and organic materials molecules with high solubility in water and low molecular weight¹⁹. During the electrolysis process, by electrical current between the electrodes, the anodic and cathodic reactions produce chlorine ions, hydroxyl, and hydrogen, which remove contaminants during the reaction.

Equations 1 to 4 show the mechanism of the reactions during the electrolysis process using graphite electrodes as the cathode and anode²⁰:

Cathode reaction:



Anodic reaction:



Due to the poor performance of the conventional wastewater treatment methods to remove this sample of dye and considering its non-degradation, it is necessary to introduce new methods for dye removing from wastewater and investigate its efficiency. Therefore, in this study, we attempted to treat aqueous solutions using separate and combined modified electrolysis processes and electrical coagulation by removing golden yellow X-GL dye.

Materials and Methods

In this study, different concentrations of 10, 50, and 100 mg/l of X-GL yellow golden aqueous solution were prepared by adding the yellow golden industrial X-GL (Gold Yellow X-GL, 98%, China) to distilled water. Then, the sample passed through a reactor and the results were analyzed. A pre-determined dose of NaCl (from Merck GmbH Darmstadt, Germany) was added to the solution as electrolyte.

Figure 1 represents the image of the reactor. The graphite and iron electrodes were used in the electrolysis reactor for electrocoagulation process. The voltage rates used in these reactors were 2V, 6V, and 12V. The input voltage to the reactor was controlled by a DC power supply (DAZHENG PS-305D, China).

1. Power supply
 2. Multi-meter
 3. Graphite electrode
 4. Output flow control valve
 5. Flow path tube
 6. Electrolysis reactor output flow tank
 7. Electrocoagulation reactor
- ▲ Sampling point

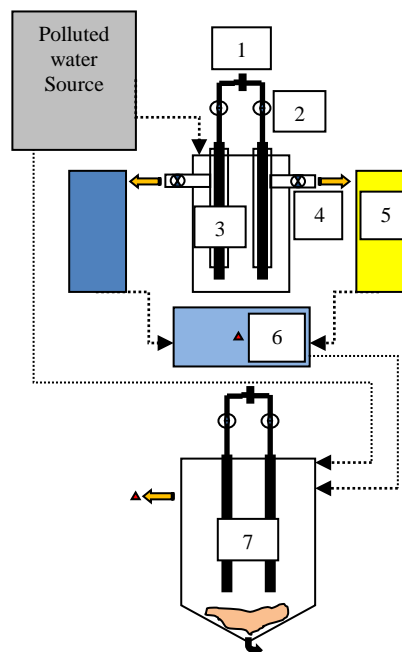


Figure 1: Scheme of the used electrolysis and electrocoagulation reactor

After preparing different concentrations of X-GL golden yellow dye, they entered into the electrochemical reactor. The reaction time in this reactor was set at 10, 30, 60, and 90 minutes using the lit/min input control. At the set times, the outputs of both poles were combined and the color was determined. Totally, 72 samples were taken and tested with two repetitions. In this step, the most efficient voltages and concentrations were determined.

In the case of electrocoagulation, various concentrations of 10, 50, and 100 mg/l of X-GL golden yellow dye entered into the electrocoagulation reactor and the samples were taken at 10, 30, 60, and 90 minutes using voltage of 2, 6, and 12 volts. Totally, 72 samples were taken and tested with two repetitions.

In order to test the electrolysis-electrocoagulation combined reactor, the optimal conditions were determined for removing the yellow X-GL gold dye in the electrolysis reactor. Later, the effluent was entered into the electrolytic-electrocoagulation reactor under the optimal conditions of operation; maximum removal efficiency (in terms of time and

voltage). The pollutant removal test in the electrocoagulation reactor was tested only in terms of the voltage and time required for the reaction and the results of the color changes were investigated. At all stages, the amount of total dissolved solids (TDS) and pH was considered to be the same as normal aqueous solutions. According to the study, the TDS and pH values were 350 mg/l and 7.9, respectively.

Ethical issues

This study was approved by the Medical Ethics Committee of Shahid Sadoughi University of Medical Sciences and Health Services No: (IR.SSU.SPH.REC.1397.087)

Results

In the first step, the effect of dye removal on electric potential (volt) and time (minute) was investigated in the electrolysis reactor by synthetic aqueous solutions containing golden yellow dye in concentrations of 10, 50, and 100 mg/l (Figure 2). The results showed that at all concentrations, increasing the detention time and voltage of the aqueous solutions increased the removal efficiency.

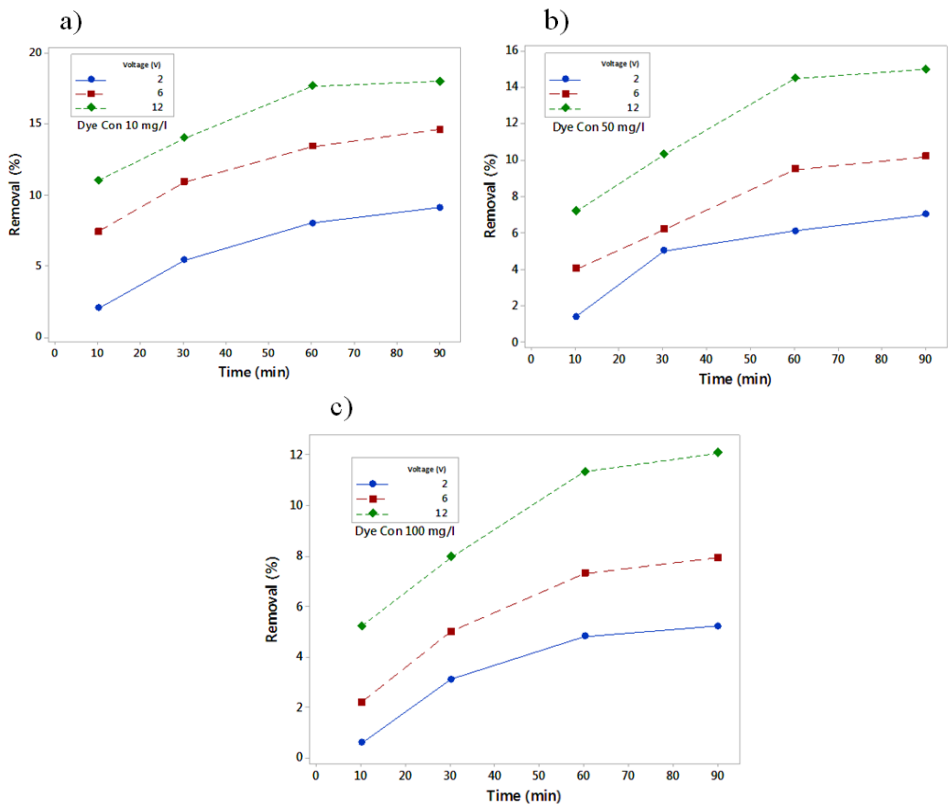
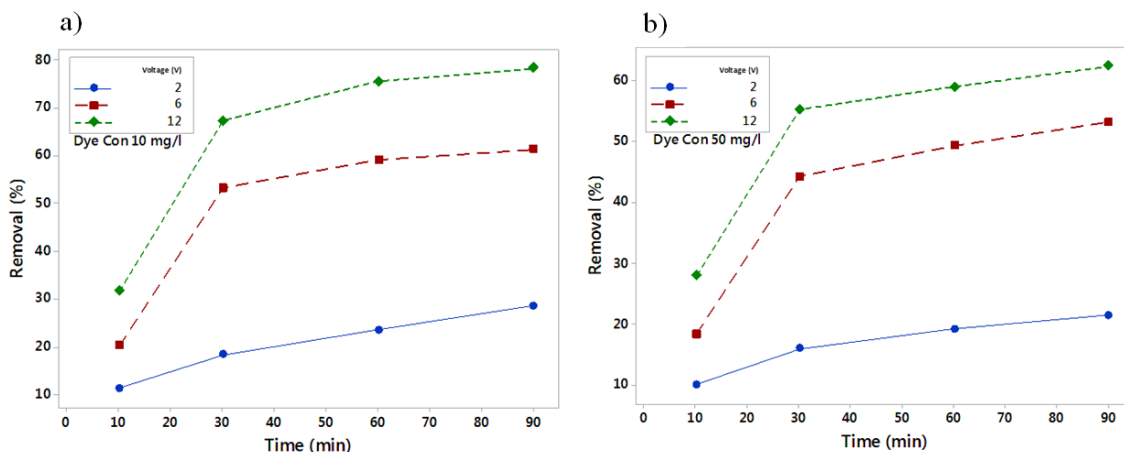


Figure 2: Efficiency of dye removal at voltage and different times at a concentration of a) 10 mg/l b) 50 mg/l c) 100 mg/l in electrolysis reactor

In the second stage, with the entry of synthetic aqueous solutions containing golden yellow dye at concentrations of 10, 50 and 100 mg/l, the efficiency of dye removal in the electrocoagulation reactor was investigated based

on the electric potential based on volt and time in minutes (Figure3).The results showed that removal efficiency improved by increasing the detention time and voltage in all concentrations of pollutants.



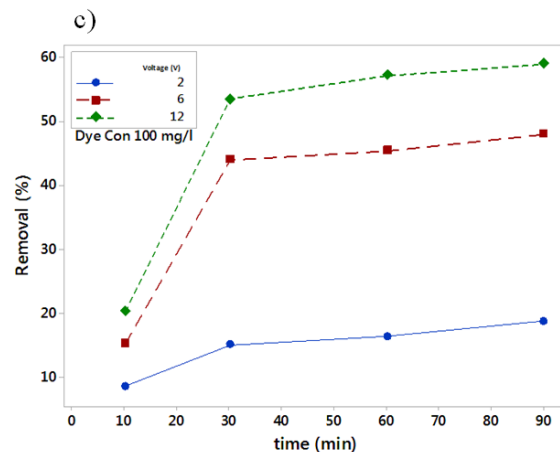


Figure 3: Efficiency of dye removal at electric potential and different times in a) 10 mg/l b) 50 mg/l c) 100 mg/l in the electrocoagulation reactor

Figure 3 shows the removal efficiency of golden yellow dye at different times based on the dye concentration at optimum voltage of 12 volts in the electrocoagulation reactor. Based on the plot, the removal efficiency is reduced by increasing dye concentration.

In the third step, the removal efficiency for electrolysis and electrocoagulation reactors were studied separately and combined in the following

optimum conditions: time 60min, dye concentration 10 mg/l, and voltage 12V. Figure 4 illustrates the results of the removal efficiency in these reactors. As it is represented, the efficiency of the electrocoagulation reactor is better than the electrolysis reactor in optimum conditions. Furthermore, the removal efficiency in the combined reactor is better than each individual reactor.

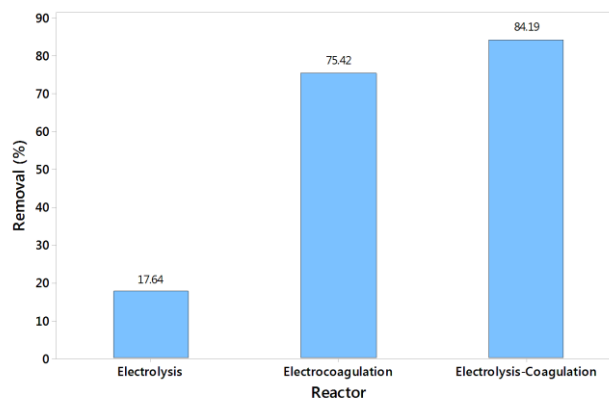


Figure 4: Comparison of removal efficiency in three studied reactors under optimum conditions (dye concentration; 10 mg /l, time; 60 min, voltage; 12)

Discussion

According to the results, the efficiency of removal has increased by increasing voltage. As a result, organic pollutants in the effluent can be destroyed due to electrochemical oxidation coming from the formation of a strong electric field and the production of free radicals such as H^+ , O° , OH° , and H_2O_2 at higher voltage²¹. Increase of the

cell voltage improves the anode potential, resulting in anode oxidation and increased reaction speed^{22, 23}. In a study on the removal of orange color by coagulation, Daneshvar et al. concluded that the removal of dye from the aqueous solutions was directly related to the voltage increase²⁴.

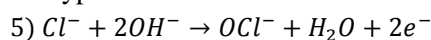
Studies show that the concentration of TDS present in the solution is important for the

performance of the electrochemical processes, since it determines the electrolyte flow and affects the efficacy of removing pollutants. Increased flow of the electrolyte can improve the decomposition of organic matter as well as some side reactions, such as the production of H_2 in the cathode²¹. In this study, the concentration of TDS was fixed equal to urban water TDS, which was 375 mg/l. Generally, in most studies, NaCl is used to provide electrical conductivity in electrochemical processes^{25, 26}. In the case that the concentration of NaCl increases in the solution, the electrical conductivity and current densities are also increased; thus, the needed voltage and reaction time to provide the required current density are reduced. Therefore, the electrical energy consumed is reduced²⁵.

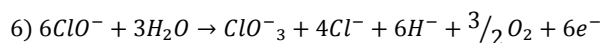
The main reactions that occur during the anode oxidation with organic compounds in the presence of NaCl are:

1. In the anodes:

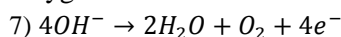
Hypochlorite formation:



Chlorate Formation:

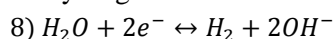


Oxygen evolution:



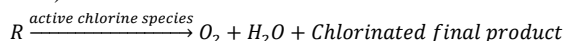
2. In the cathode:

Hydrogen evolution:



3. In the solution or near the surface of the anode, an indirect oxidation of organic compounds occurs.

9)



In addition, the presence of chlorine ion in the electrolyte leads to indirect oxidation of the pollutants, because during the electrochemical processes a salt solution of products is produced such as CO_2 , H_2 , O_2 , H_2O_2 , $ClOH^\circ$, O° , OH° , O_3 , ClO_2 , and Cl_2 . The $ClOH^\circ$, O° , and OH° radicals have a short lifespan. Due to their high oxidation potential, radicals can decompose other oxidants (CO_2 , H_2O_2 , H_2O_2 , O_3 , ClO_2 , Cl_2) and oxidize

organic compounds. The primary (O_2 and Cl_2) and secondary (H_2O_2 , O_3 and ClO_2) oxidants produced from radical degradation have a long lifespan and are derived from the electrodes through the environment. They carry out the oxidation process and remove the dye²⁷. Masudinejad et al. also investigated the electrolysis efficiency in removal of dye caused by phenolphthalein and phenol red. They observed that the concentration of salt had a direct correlation with the dye removal efficiency. This finding is consistent with the results of this study showing that increased electrolyte concentration improved the removal efficiency²⁸.

The results of this study indicated that with increasing initial dye concentration, the removal efficiency of the dye is decreased. Another study over the electrochemical process under constant conditions of the voltage and the contact time showed that increased initial dye concentration decreased the dye removal efficiency. This was due to the fact that in electrical conductivity and a constant voltage, a certain amount of oxidizing compounds is produced in the environment and this amount is capable of removing a certain amount of dye molecules²⁹. Dalvand et al. also examined the removal of reactive red color by the electrocoagulation process and found that the removal efficiency was reduced by increasing the dye concentration, which is consistent with the results of the present study³⁰.

Conclusion

The maximum removal rates of golden yellow dye were 17.64% and 18% by electrolysis process using graphite electrode at a voltage of 12V, for a dye concentration of 10 mg/l at the times of 60 and 90 minutes, respectively. The maximum removal efficiency rates of the electrocoagulation reactor were 67.12%, 75.42%, and 78.20% in conditions of 12 V at 30, 60, and 90 times for 10 mg/l, respectively. According to the results, the determined optimum conditions to investigate the electrolysis-electrocoagulation combined electrolysis reactor were voltage of 12V, time of 60 minutes, and dye concentration of 10 mg/l. The results of the combined

reactor showed that the maximum achievable efficiency for dye removal was 81.19%. The results of the experiments showed that the removal efficiency of the dye was directly correlated with increased voltage and time and decreased dye concentration. In general, due to the amount of voltage and high speed of the reaction, the electrocoagulation method can remove the golden yellow dye with higher efficiency in the laboratory scale.

Acknowledgements

The authors would like to thank the Genetic and Environmental Adventures Research Center of Shahid Sadoughi University of Medical Sciences for technical and funding support.

Conflict of Interest

No conflict of interest has been stated by the authors.

Funding

This study was funded by the Genetic and Environmental Adventures Research Center of Shahid Sadoughi University of Medical Sciences.

This is an Open Access article distributed in accordance with the terms of the Creative Commons Attribution (CC BY 4.0) license, which permits others to distribute, remix, adapt and build upon this work for commercial use.

References

1. Eslami H, Sedighi Khavidak S, Salehi F, et al. Biodegradation of methylene blue from aqueous solution by bacteria isolated from contaminated soil. *J Adv Environ Health Res.* 2017;5(1):4-6.
2. Azadi NA, Fallahzadeh RA, Sadeghi S. Dairy wastewater treatment plant in removal of organic pollution: a case study in Sanandaj, Iran. *Environ Health Eng Manag.* 2015;2(2):73-7.
3. Rezaei M, Karimi F, Parviz M, et al. An empirical study on aflatoxin occurrence in nuts consumed in tehran, iran 2013. *Health.* 2014;6(08):649.
4. Fallahzadeh R, Ghaneian M, Miri M, et al. Spatial analysis and health risk assessment of heavy metals concentration in drinking water resources. *Environ Sci Pollut Res Int.* 2017;24(32): 24790-802.
5. Ghaneian MT, Tabatabaee M, Ehrampoush MH, et al. Synthesis of Ag (I) and Cu (I) Complexes with 4-Amino-5-Methyl-2h-1, 2, 4-Triazole-3 (4h)-Thione Ligand as Thiocarbonylhydrazide Derivatives and their Antimicrobial Activity. *Pharm Chem J.* 2015;49(3):210-2.
6. Ghaneian MT, Ebrahimi A, Salimi J, et al. Photocatalytic degradation of 2, 4-Dichlorophenoxyacetic acid from aqueous solutions using In₂O₃ nanoparticles. *Journal of Mazandaran University of Medical Sciences.* 2016;26(137):159-70.
7. Garg A, Mishra I, Chand S. Catalytic wet oxidation of the pretreated synthetic pulp and paper mill effluent under moderate conditions. *Chemosphere.* 2007;66(9):1799-805.
8. Pokhrel D, Viraraghavan T. Treatment of pulp and paper mill wastewater-a review. *Sci Total Environ.* 2004;333(1-3):37-58.
9. Monsalvo VM. Ecological technologies for industrial wastewater management: petrochemicals, metals, semi-conductors, and paper industries. CRC Press; 2015.
10. Dhaouadi H, M'Henni F. Textile mill effluent decolorization using crude dehydrated sewage sludge. *Chem Eng J.* 2008;138(1-3):111-9.
11. Koby M, Bayramoglu M, Eyvaz M. Techno-economical evaluation of electrocoagulation for the textile wastewater using different electrode connections. *J Hazard Mater.* 2007;148(1-2):311-8.
12. Bayramoglu M, Eyvaz M, Koby M. Treatment of the textile wastewater by electrocoagulation: economical evaluation. *Chem Eng J.* 2007;128(2-3):155-61.
13. Çelik ZC, Can B, Kocakerim MM. Boron removal from aqueous solutions by activated carbon impregnated with salicylic acid. *J Hazard Mater.* 2008;152(1):415-22.
14. Katal R, Pahlavanzadeh H. Influence of different combinations of aluminum and iron electrode on electrocoagulation efficiency: Application to the treatment of paper mill wastewater. *Desalination.* 2011;265(1-3):199-205.
15. Kalyani KP, Balasubramanian N, Srinivasakannan C. Decolorization and COD

- reduction of paper industrial effluent using electro-coagulation. *Chem Eng J.* 2009;151(1-3):97-104.
16. Sridhar R, Sivakumar V, Immanuel VP, et al. Treatment of pulp and paper industry bleaching effluent by electrocoagulant process. *J Hazard Mater.* 2011;186(2-3):1495-502.
17. Xiong Y, He C, Karlsson HT, et al. Performance of three-phase three-dimensional electrode reactor for the reduction of COD in simulated wastewater-containing phenol. *Chemosphere.* 2003;50(1):131-6.
18. Mook W, Chakrabarti M, Aroua M, et al. Removal of total ammonia nitrogen (TAN), nitrate and total organic carbon (TOC) from aquaculture wastewater using electrochemical technology: a review. *Desalination.* 2012;285:1-13.
19. Jia J, Yang J, Liao J, et al. Treatment of dyeing wastewater with ACF electrodes. *Water Res.* 1999;33(3):881-4.
20. Fallahzadeh R, Ghaneian M, Dehvari M, et al. Treatment of synthetic wastewater containing reactive blue 19 by electrolysis process. *Alborz University Medical Journal.* 2014;3(2):109-14.
21. Ugurlu M, Karaoğlu M, Kula I. Experimental Investigation of Chemical Oxygen Demand, Lignin and Phenol Removal from Paper Mill Effluents Using Three-Phase Three-Dimensional Electrode Reactor. *Pol J Environ Stud.* 2006;15(4):24-32.
22. Zhang Y, Yu T, Han W, et al. Electrochemical treatment of anticancer drugs wastewater containing 5-Fluoro-2-Methoxypyrimidine using a tubular porous electrode electrocatalytic reactor. *Electrochim Acta.* 2016;220:211-21.
23. Fallahzadeh RA, Mahvi AH, Meybodi MN, et al. Application of photo-electro oxidation process for amoxicillin removal from aqueous solution: Modeling and toxicity evaluation. *Korean J Chem Eng.* 2019;36(5):713-21.
24. Daneshvar N, Ashassi-Sorkhabi H, Tizpar A. Decolorization of orange II by electrocoagulation method. *Sep Purif Technol.* 2003;31(2):153-62.
25. Şengil İA, Özacar M. The decolorization of CI Reactive Black 5 in aqueous solution by electrocoagulation using sacrificial iron electrodes. *J Hazard Mater.* 2009;161(2-3):1369-76.
26. Fallahzadeh RA, Ehrampoush MH, Mahvi AH, et al. Designing and modeling of a novel electrolysis reactor using porous cathode to produce H₂O₂ as an oxidant. *MethodsX.* 2019;6:1305-1312.
27. Vlyssides A, Papaioannou D, Loizidou M, et al. Testing an electrochemical method for treatment of textile dye wastewater. *Waste Manage.* 2000;20(7):569-74.
28. Massoudinejad MR, Sharifi H, Mazaheri Tehrani A. Investigation the Efficiency of Electrolysis Process using 3 Dimensional Graphite Electrodes for Decolonization of Phenolphthalein and Phenol red from Aqueous Environments. *Iranian Journal of Health and Environment.* 2012;5(3):355-66.
29. Song S, He Z, Qiu J, et al. Ozone assisted electrocoagulation for decolorization of CI Reactive Black 5 in aqueous solution: An investigation of the effect of operational parameters. *Sep Purif Technol.* 2007;55(2):238-45.
30. Dalvand A, Gholami M, Ameri A, et al. Treatment of synthetic wastewater containing Reactive Red 198 by electrocoagulation process. *Iranian Journal of Health and Environment.* 2011;4(1):11-22.